



In-house Laparoscopic Right Hemicolectomy Simulator



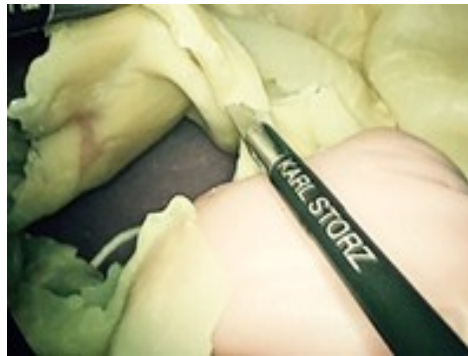
Close-up of the hemicolectomy model

Trainees and consultant trainers practised the right hemicolectomy procedure on the simulator and provided the Skills Team with useful feedback. Currently, further changes are being made in order to improve the anatomical fidelity of the model as well as tissue handling.

The Skills Programme colorectal teaching has been greatly advanced by the development of this model.

Over the last training year, we have developed a laparoscopic right hemicolectomy simulator in order to meet the training needs of Senior Colorectal Trainees.

The development of the simulator was particularly challenging in order to achieve anatomical and tissue handling realism. The final prototype was piloted in September 2015 during a skills training session.



Laparoscopic right hemicolectomy procedure in progress

Special points of interest:

- Trainees vote Return to Clinical Practice Workshops a huge success (see p.3)
- Remedial surgical skills sessions offered to all trainees failing assessments (see p.2)
- Curriculum outline for ST5 and ST6 transplant trainees (see p.3)
- Colorectal trainees to get new training topics (see p.3)
- ENT themed 'crises' spice up ENT simulation training (see p.4)

Return to Clinical Practice Workshops

Following positive feedback and requests from all OOP trainees who attended the Return to Practice Workshops in April, two further workshops were organised in September. The Workshops were arranged in order to help trainees hone their skills and boost their confidence before they return to clinical practice.

Professor George Hanna led the workshops,

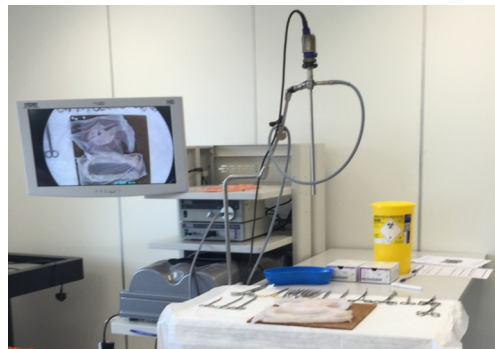
which included a short lecture and case discussion followed by hands-on directly supervised practical sessions. The workshops covered anastomotic and laparoscopic skills, as well as emergency case scenario presentation and discussion. Mr Christopher Aylwin also contributed to the emergency scenario decision-making case presentation and discussion.

Inside this issue:

Remedial Sessions	2
Annual Programme Survey - Results of the Trainee Feedback	2
Lower Limb Amputation Workshop	3
Return to Practice	3
Details of the ENT theatre based multidisciplinary simulation day	4
Skills Programme Management Board Annual Review	4
Consultant Surgical Skills Trainers—General and ENT	4

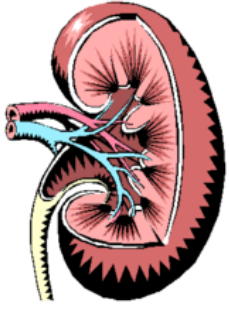
"I found it very helpful, just to hold the instruments again and tie knots. Also, meeting other trainees returning from OOP."

"[The workshop was]...great to gain confidence before that first on call."



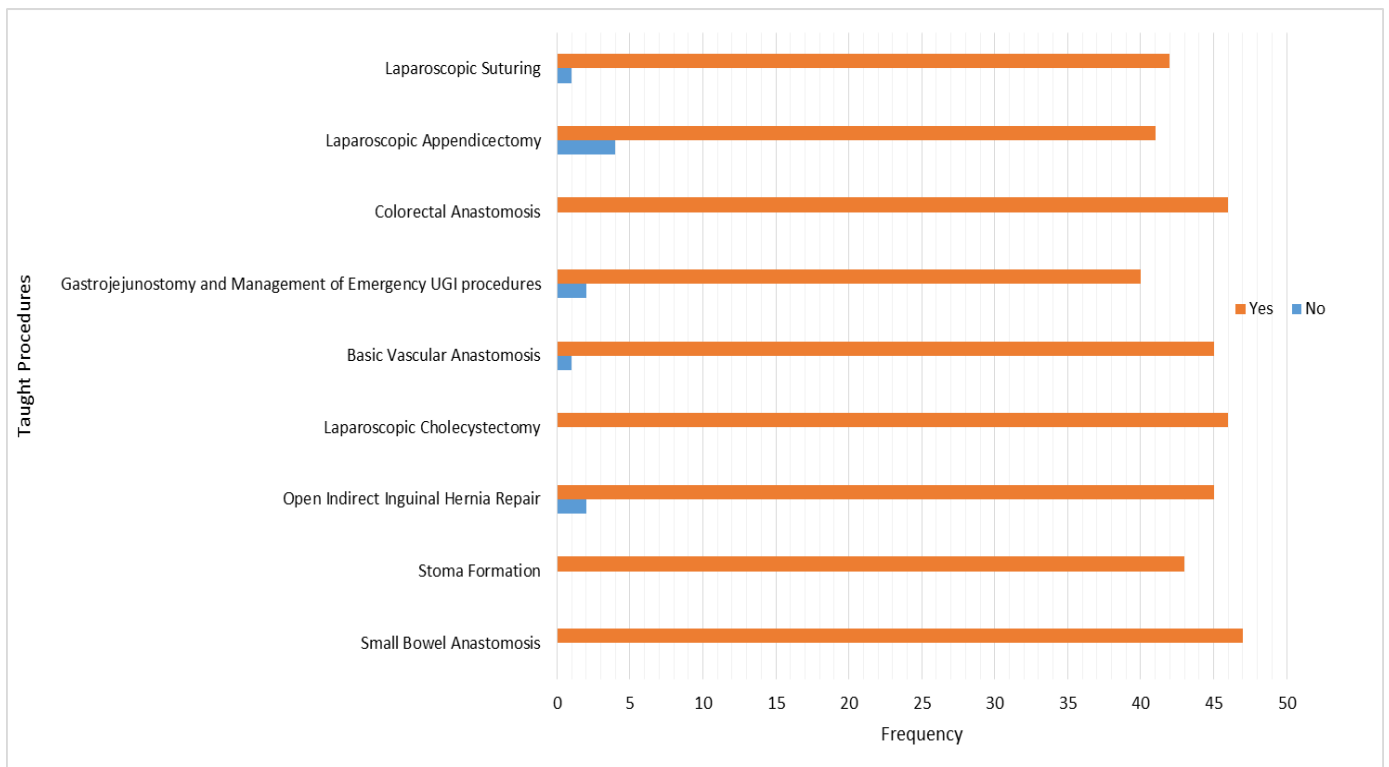
Skills station

(continued on p.2)

<p>Transplant skills teaching</p>	<p>Transplant</p> <p>Transplant teaching within the Skills Programme has to date focussed on procedures for ST3 and ST4 transplant trainees. July's session for transplant trainees included retrieval and preparation procedures (kidney benching and basic vascular aspects). ST5 and ST6 transplant trainees attended the renal access teaching alongside the vascular trainees.</p> <p>From Oct 2015, the senior transplant trainees will have their own sub-specialty teaching, to include:-</p> <ul style="list-style-type: none"> • Peritoneal Dialysis • Organ Retrieval • Kidney Transplant - Urology aspects • Kidney Transplant -Advanced Vascular aspects <p>Dates for these sessions will be published soon but are expected to be in February, April and June/July 2016.</p>
<ul style="list-style-type: none"> • Kidney retrieval • Kidney benching • Ureteric anastomoses 	
<p>Remedial sessions</p>	<p>Remedial sessions</p> <p>Following the Annual Skills Assessment this year, the Skills Programme Team organised remedial sessions for trainees who failed to meet the agreed performance standards on the assessed procedures</p> <p>across ST3 and ST6 trainees. Trainees were invited to attend these sessions on an optional basis. However, information on attendance was made available to the Postgraduate School of Surgery. The sessions offered tailored feedback to trainees by preminent consultants interested in surgical education who were able to directly observe and offer advice to the attendees. A suggestion has been made to offer these session every year on a compulsory basis.</p>
<ul style="list-style-type: none"> • Remedial sessions for unsuccessful attempts during the Annual Assessment 	

ST3/ST4 Skills Programme Survey 2014-2015

A survey is conducted annually in order to evaluate the Programme and give trainees the opportunity to feedback on their experience attending the Skills Programme. Trainee responses are carefully considered during the planning of the Skills Programme. Trainees suggested the inclusion of endoscopy simulation within the scope of the Programme as well as emergency laparotomies. Detailed results of the survey are available upon request.



Trainee Responses on the Suitability of the Taught Procedures for their Level of Training

Vascular training news

- **Lower Limb Amputation Workshop**

Amputation Workshop
 Limb amputation is a surgical skill which is vital but difficult to teach in a simulated environment.
 Vascular consultant Ms Kaji Sritharan organized the sponsorship and coordinated with trauma consultant Mr Chris Aylwin to offer teaching on digital and fore-foot amputation, plus below, through and above knee amputations.
 Senior vascular trainees were able to practice techniques on human cadavers



Delegates and Trainers at the Amputation Workshop held May 20th 2015

in the laboratory at Charing Cross Hospital. Delegates and consultant trainers alike agreed that this was a most useful and productive day's teaching.

GI training news

- **Curriculum review**

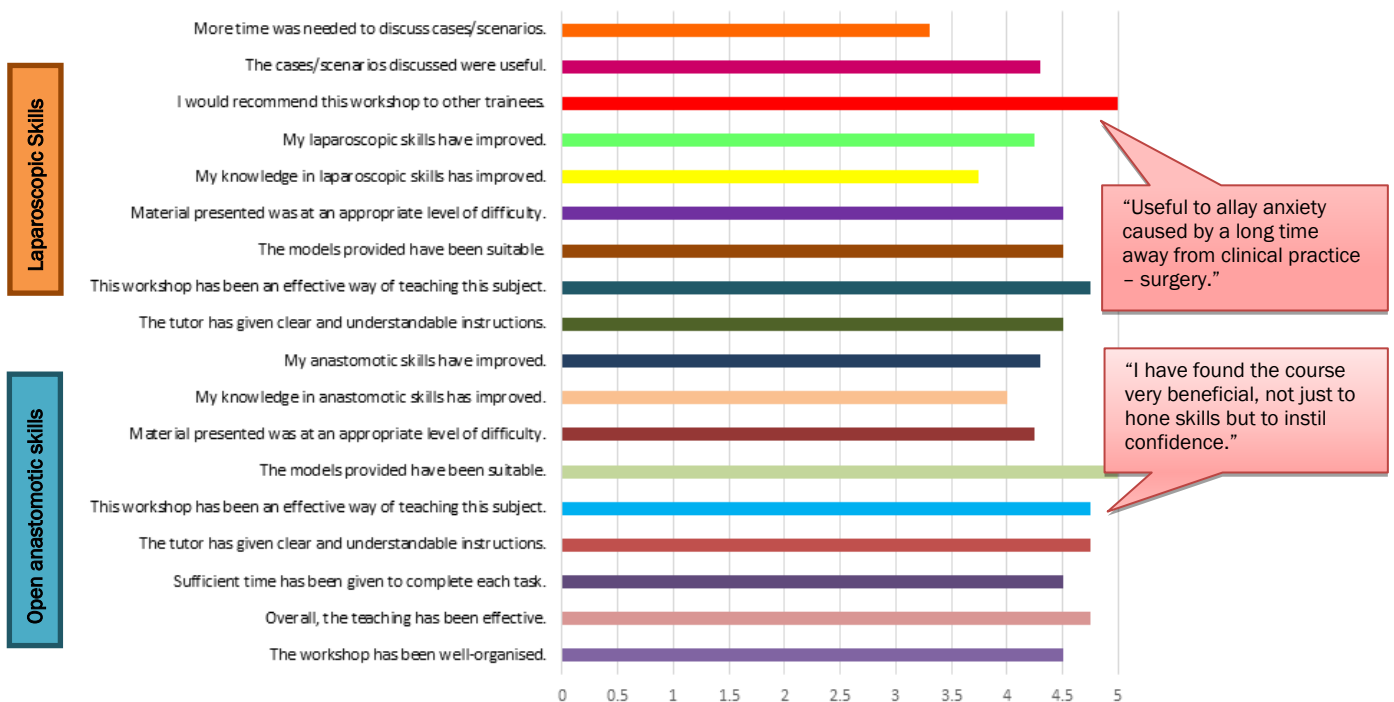
Colorectal and UGI Curriculum Review
 The laparoscopic right-hemicolectomy was a new addition to the Skills Programme. The Skills Team are also investigating how other techniques could be included in the curriculum. Current candidates include

an open Hartmann's procedure or, possibly, a laparoscopic anterior resection.
 Laparoscopic TAPP or TEP hernias have been proposed for consideration for inclusion in the senior Upper GI and Colorectal curriculum.



Return to Practice Workshops—Feedback

Score out of 5



London General Surgical Skills Programme ENT Simulation Training

Clinical Skills Centre
2nd Floor, Paterson Building
St Mary's Hospital
Paddington
London W2 1PD

Phone: 020 3312 6443
Fax: 020 7886 1810
E-mail: m.roy@imperial.ac.uk
Website: www.imperial.ac.uk/
medicine/LDSkillsProgramme
Map of St Mary's hospital campus :
[www3.imperial.ac.uk/campusinfo/
stmarys](http://www3.imperial.ac.uk/campusinfo/stmarys)



**Programme starts 8th pan
-London year on Oct 14th!**

Programme Management Board Annual Review

The Skills Programme Annual Review was held on September 29th 2015.

The Board noted that every session for the 16 groups of general surgical trainees attending monthly teaching was led by a consultant.

A total of 78 consultant trainers were involved in the teaching and assessment for 2014/15.

Attendance by trainees this year was significantly higher than previous years and generally exceeded 80%.

During the annual skills assessment, 185 general surgical trainees were assessed on three procedures each.

This year (and continuing forward) ENT simulation training has taken a new direction. Alongside our technical/operative simulation, we have developed and delivered a theatre based multidisciplinary simulation day concentrating on the non-operative skills of teamwork, leadership and situational awareness.

Our first pilot day was launched in July when ENT surgical trainees, anaesthetic trainees and theatre nursing staff undertook six ENT themed scenarios throughout the day. We had six 'operative teams' (one ENT, one anaesthetist and one nurse), who were put into a high fidelity simulated theatre environment and briefed to undertake an operation as they would in real life.

At some unknown point during the simulation, an ENT themed 'crisis' was thrown into the scenario (e.g. laser airway fire, bleeding vocal cord, foreign body in airway, anaphylaxis, etc). Using a specially developed tool to assess skills in an ENT surgical environment, teams were assessed on their non-technical



ENT Trainees engaged in theatre scenario

skills and teamwork which was followed with a full debrief.

Feedback was excellent and the second simulation day was run on October 1st. Currently this training is compulsory for ENT trainees but moves are being made to incorporate this into anaesthetic training as compulsory too.

Nursing staff have already expressed an interest in making this simulation day mandatory for all staff working in ENT theatre.

General Surgery Consultant Trainers from May 2015 - Sept 2015

Mr Ahmed Ahmed (x 2)	Mr Emin Carapeti	Mr Daniel Leff (x 2)	Mr Deepak Singh-Ranger
Mr Ahmed Al-Bahrani (x 2)	Mr Jeremy Crane (x 2)	Mr Benjamin Lindsey	Prof. Giovanni Zaninotto
Mr Stefano Andreani	Mr Andrew Davies	Mr John Lynn (x 2)	(x 3)
Mr Christopher Aylwin	Mr Lee Dvorkin	Mr Nicholas Marshall	<u>Assistant trainers</u>
Ms Sara Badvie (x 2)	Mr Raghvinder Gambhir	Mr Alberto Martinez-Isla	<u>2014/15:</u>
Mr Neal Banga (x 2)	Mr Vivek Gupta	Mr Nagy Matar	Mr Dibendu Betal (x 4)
Ms Lindsey Barker	Mr Ayman Hamade	Mr Krishna Moorthy (x 3)	Mr Shiva Dindyal
Mr Aman Bhargava	Prof. George Hanna (x 8)	Mr Hasan Mukhtar (x 2)	Mr Husein Ebeid (x 3)
Mr Ricardo Bonomi	Mrs Katy Hogben	Prof. John Nicholls (x 3)	Mr Peter Gogalniceanu
Miss Cynthia Borg (x 2)	Mr Robert Hutchins (x 2)	Mr Kamran Qurashi	Ms Sunita Saha (x 2)
Mr Ashley Brown (x 4)	Mr Shashi Irukulla	Mr Jonathan Refson	

Ear, Nose & Throat Consultant Trainers from May 2015 - Sept 2015

Miss Humera Barber-Craig	Miss Romana Kuchai (*)	Mr Mike Papesch	* indicates the consultant helped on the new simulation MDT airway and theatre emergency simulation day.
Miss Lesley Cochrane	Miss Marie Lyons (*)	Mr Prem Randhawa	
Mr William Grant	Mr George Mouchloulis(*)	Mr Neil Tolley (*)	
Mr Alam Hannan	Dr John Myatt - anaesthetist (*)		
Mr Chris Jephson			

If you enjoy teaching and would like to become one of our Surgical Skills Tutors, please contact Megan Roy, Programme Manager (email m.roy@imperial.ac.uk or telephone 020 3312 2249).

Programme Management Board

Programme Director

Professor George Hanna, Professor of Surgical Sciences, Imperial College London

Management Board

Professor Nigel Standfield, Head of Postgraduate School of Surgery, London Deanery

Professor Timothy Allen-Mersh, Training Programme Director, North West London

Ms Ginny Bowbrick/ Ms Avril Chang, Training Programme Directors, South East London

Mr. Chetan Bhan/ Ms Jennifer Hu Training Programme Directors, North East/Central London

Miss Stella Vig/ Mr Robert Hagger Training Programme Directors, South West London

Mr Keith Jones, Vascular Training Programme Director

Members of the Skills Team: Mr Stephen Marchington, Dr Stella Mavroveli, Mr George Petrou, Mrs Megan Roy