

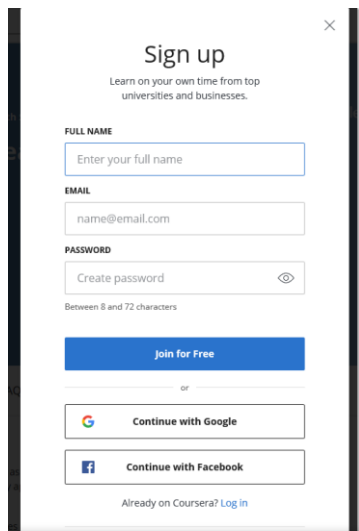
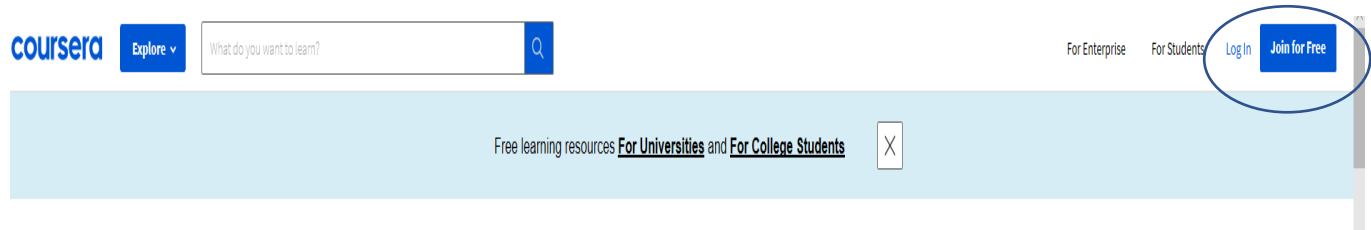
## Steps to accessing the Imperial College London Learning Program online offering

The Imperial College London Learning Program is a program where by Imperial College staff and students can access all Imperial College developed MOOCs and specializations. After joining via the steps below, learners can browse the full roster and pick any MOOCs or specializations to study and/or earn certificates for free.

### Step 1: Option 1: Creating an account

Create an account in Coursera using: <https://www.coursera.org/>. Click “Join for Free” and create and account. To access this offering, you must use your institutional email account – either **@imperial.ac.uk**.

If you **already** have a Coursera account. Please go to step 1: Option 2.



### Step 1: Option 2

If you already have a Coursera account, which is not attached to your **@imperial.ac.uk** email, you will need to either switch your primary email or add a secondary email with this account.

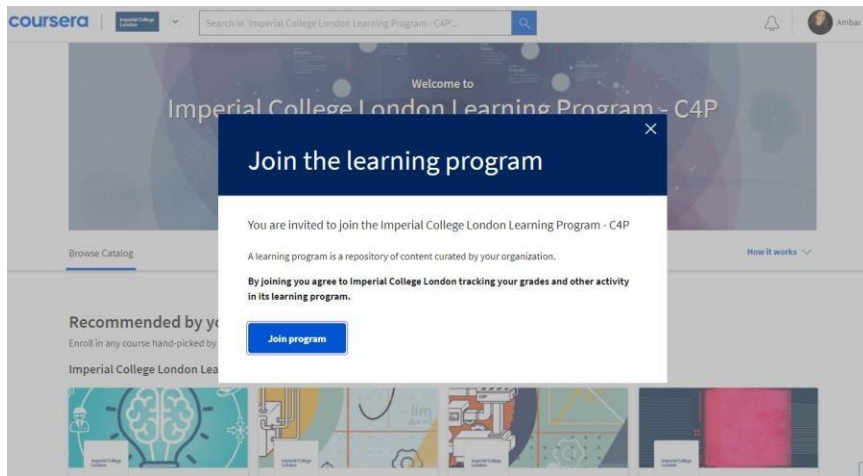
To change this you will need to go to your settings and add or change your email the Partner Resource Centre instructions are [here](#).

If you have trouble, please contact learner help.

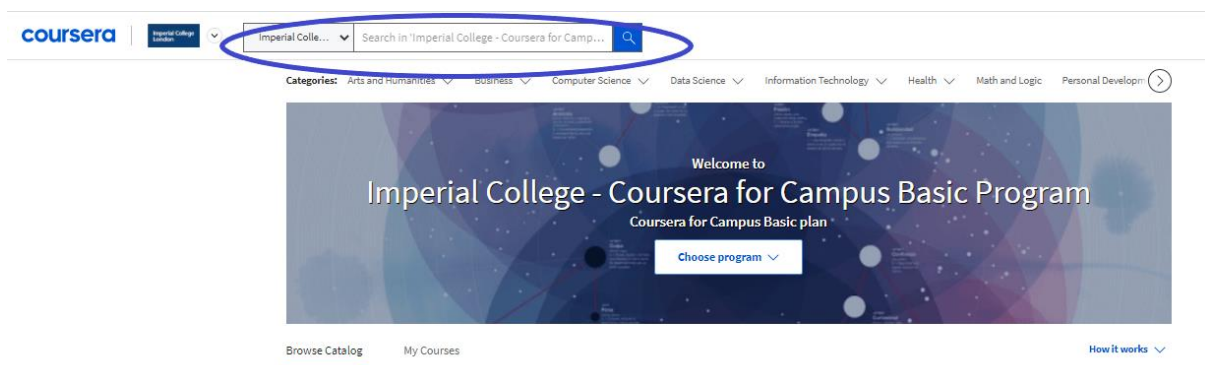
## Steps to accessing the Imperial College London Learning Program online offering

### Step 2: Option 1

A. Use the following [link](#). You will see the a message similar to this the first time you login. Join the program.



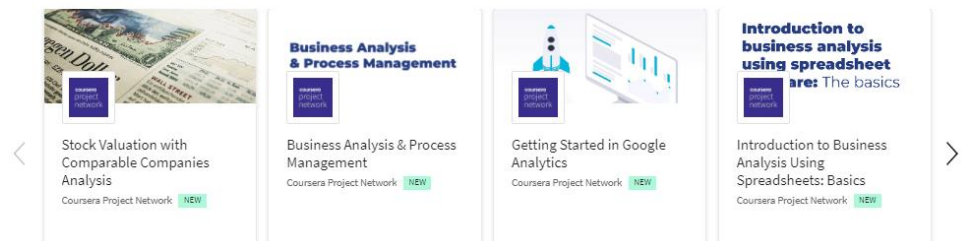
B. Pick any MOOC you wish from the offerings. You have access to all of the content from this catalogue. You are eligible for one free certificate per year. You can search the library using the search bar at the top of the screen (blue circle).



### Recommendations by Coursera

Enroll in popular courses based on enrollment data and ratings by learners from a variety of industries across Coursera.

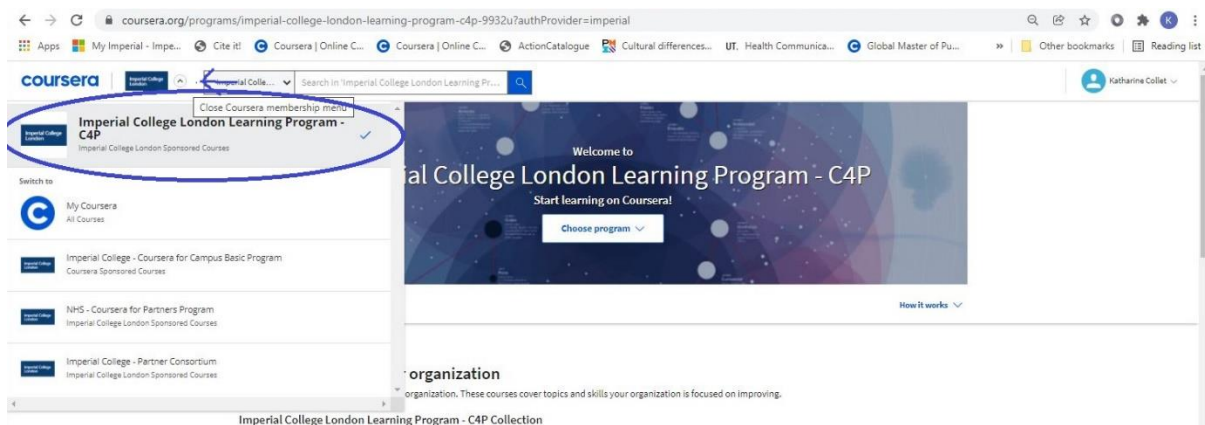
#### Guided Projects for You



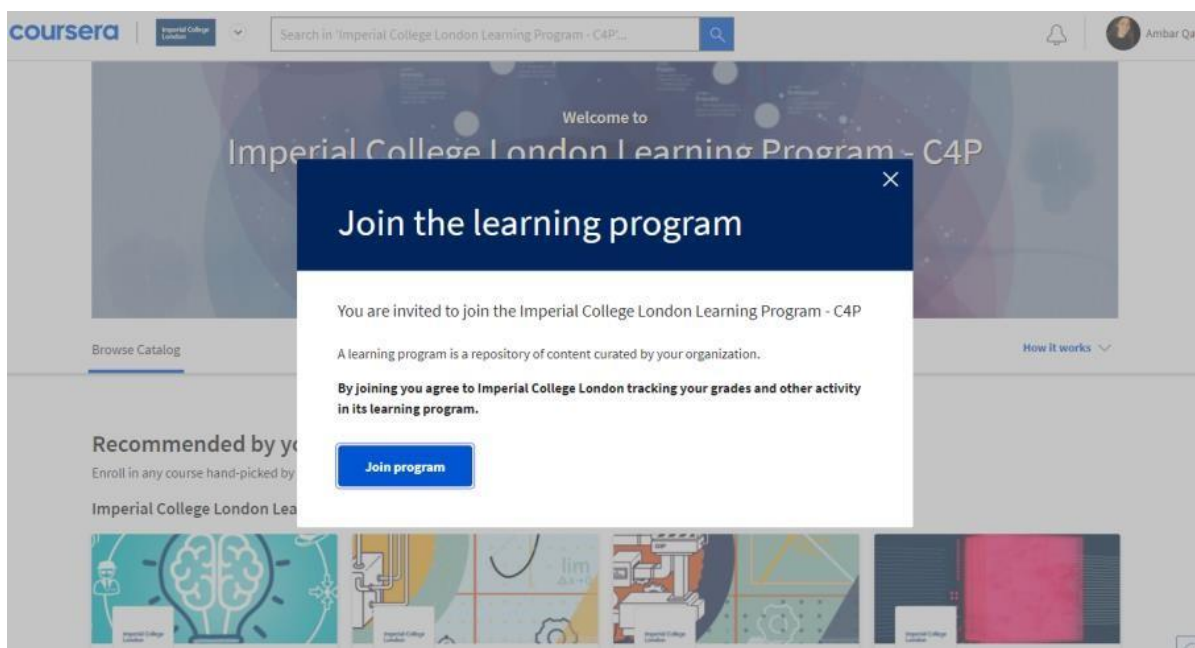
## Steps to accessing the Imperial College London Learning Program online offering

### Step 2: Option 2

Once logged into Coursera, look to the top left corner and find the Imperial College Logo (blue arrow). Click the logo to reveal a drop down bar. Select Imperial London Learning (blue circle). Select any MOOC you wish to study.



You may see a screen similar to this. If you do, click join.



Pick any MOOC you wish from the offerings. You have access to all of the content from this catalogue. You are eligible for one free certificate per year. You can search the library using the search bar at the top of the screen.

## Steps to accessing the Imperial College London Learning Program online offering

### Step 3: you are now in the course and can get started!

What do you want to learn?

Like this course? Become an expert by joining the Participatory Approaches in Public Health Specialization.

## Public Involvement in Research


by Imperial College London

START 02/17 WEEK 1 WEEK 2 WEEK 3 WEEK 4 END 0

**My Weekly Goal** [Set goal](#)  
Learners who set a goal are 75% more likely to complete the course. We'll help you track your progress.

WEEK 1 | READING - 10 MIN  
**About Imperial College London** [Start](#)  
It'll take about 10 min. After you're done, continue on and try finishing ahead of schedule.

**Instructor's Note** [×](#)



### Correspondence from Coursera

You may find that you receive quite a number of correspondences from Coursera. If you wish to change the settings the Partner Resource Centre instructions are [here](#), or you can contact the learner help via the chat.