

Covid-19 behaviours in Indonesia

► **Report** May 2020

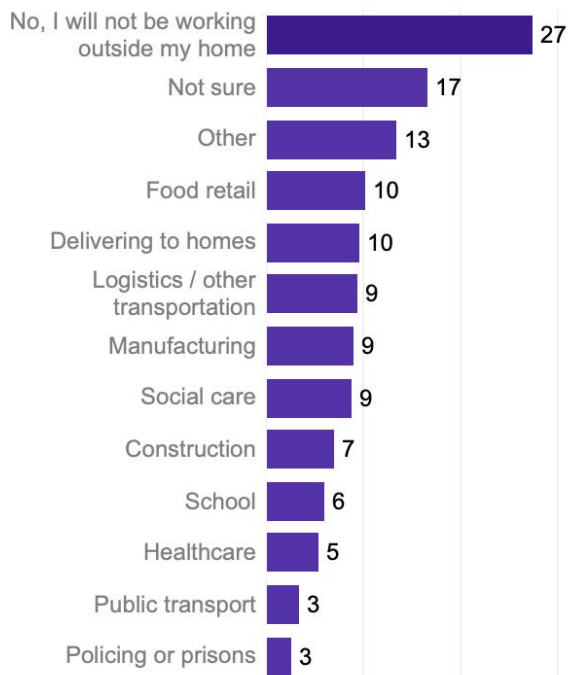
Insights and trends in people's behaviours related to COVID-19. Brought to you by a team of health and behavioural experts at the Institute of Global Health Innovation (IGHI) at Imperial College London and YouGov. These reports are created on a regular basis, following new survey results.

How are people in Indonesia responding?

▲ As of May 3rd 2020

This report looks at insights from Indonesia covering April 6th through May 3rd

Thinking about the next 7 days... will you be working outside your home in one of the following roles? Mark all that apply.



56%



of people in Indonesia are staying home or only leaving the house once a day

27%



of people in Indonesia are not planning on working outside the home the following week

13% will work outside the home in a role not mentioned. Of the roles that were included, food retail and home deliveries accounted for the largest share of people working outside the home.



How are behaviours in **Indonesia** changing?

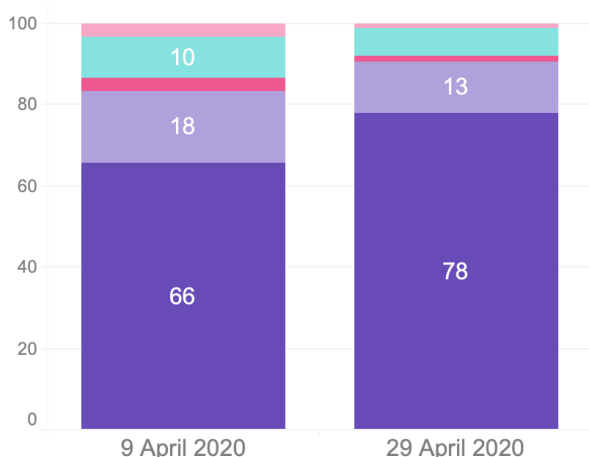
■ Always ■ Not at all ■ Rarely
■ Frequently ■ Sometimes

Thinking about the last 7 days... how often have you worn a face mask outside your home to protect yourself or others from coronavirus (COVID-19)? As a reminder, please exclude any measures that you have already taken for reasons other than coronavirus (COVID-19). %

12pp*

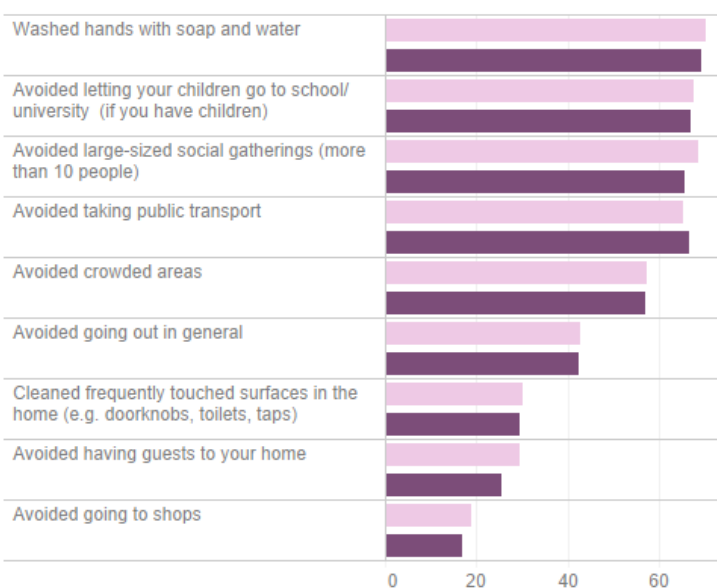


Compared to early April, people in Indonesia are more likely to always wear a face mask outside the home



■ 09/04/2020 ■ 29/04/2020

Thinking about the last 7 days, how often have you **ALWAYS** followed these measures to protect yourself or others from coronavirus (COVID-19)? (%)



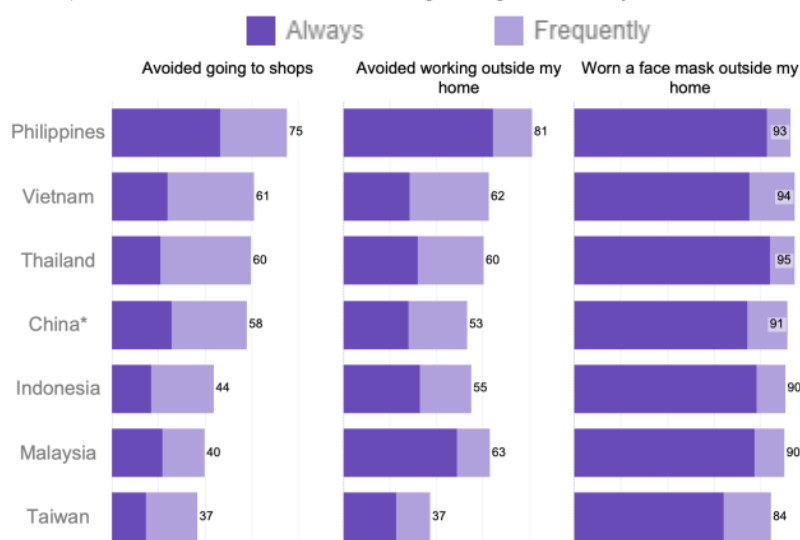
Compared to early April, people's likelihood to always follow other preventative measures has remained largely unchanged

*pp= percentage point

How does **Indonesia's** behaviour compare to other countries?


Compared to other countries surveyed the same week (April 27th through May 3rd) respondents in Indonesia were...

Comparable to other Asian countries in likelihood of wearing a face mask outside the home, less likely than others to avoid going to shops



Comparable to **China*** and **Taiwan** in likelihood of coming into contact with someone outside the home

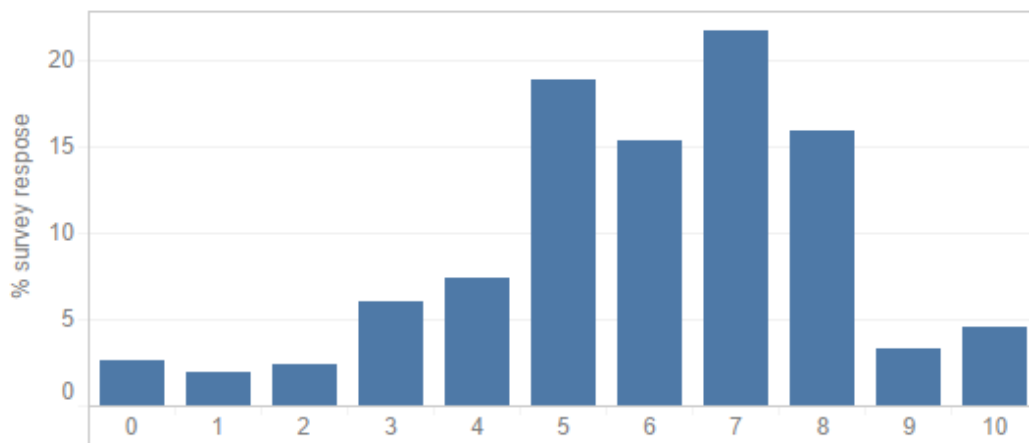
Thinking about the last 7 days...how often have you come into physical contact with someone outside your household? (excluding those in your household) %



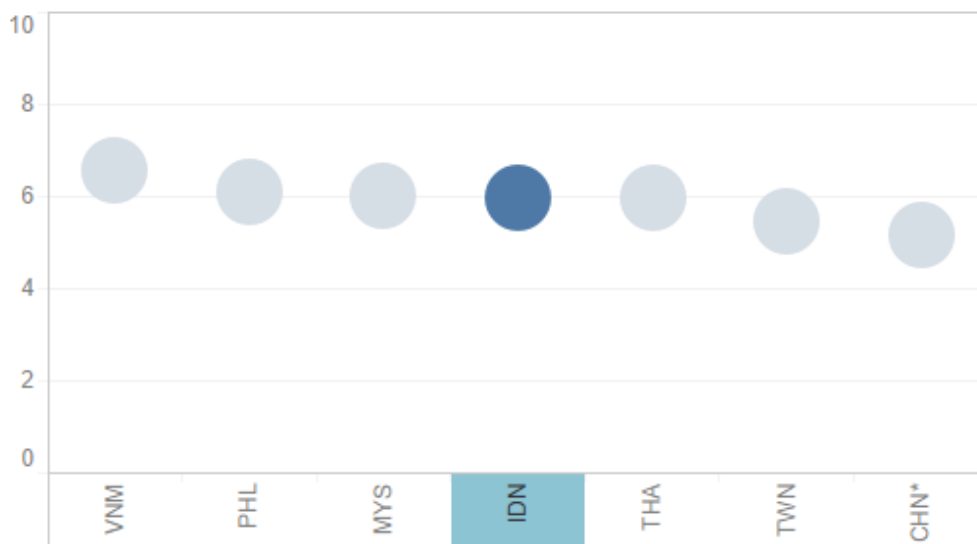
*Survey responses from China are representative of the 'online population'

How does life satisfaction in **Indonesia** compare to that of its peers?

Please imagine a ladder with steps numbered from zero at the bottom to 10 at the top. The top of the ladder represents the best possible life for you and the bottom of the ladder represents the worst possible life for you. On which step of the ladder would you position yourself in? (%)



Average Cantril ladder score by country



The **Cantril ladder** serves as a proxy for life satisfaction. **Life satisfaction** is a powerful measure of the **quality of people’s lives**. The annual World Happiness Reports attributes the differences over time and between countries **to good health, income and the quality of the social environment**. These factors are changing under COVID-19, often in ways we have never experienced before. The YouGov life satisfaction data, collected regularly as the pandemic evolves in each survey country, provide a valuable barometer reading of life under COVID-19, reflecting each country’s institutions and policies.

*Survey responses from China are representative of the ‘online population’

How stringent is the government of **Indonesia** compared to its peers?

The University of Oxford's Stringency Index is a measure of the number and strictness of government policies in response to the Covid-19 outbreak. Stringency Index range is from 0 - 100. Numbers below are for May 3rd

Darker shades in the map below are indicative of higher stringency indices



Thailand

84

Philippines

83

Vietnam

77

Malaysia

71

Indonesia

71

China

59

Taiwan

29

About this report

Led by Imperial College London's
Institute of Global Health Innovation
(IGHI) and YouGov

**Imperial College
London**

**Institute of
Global Health Innovation**

- ▶ Professor the Lord Ara Darzi of Denham
Co-Director, IGHI
- ▶ Melanie Leis
Director, Big Data and Analytical Unit (BDAU), IGHI
- ▶ Gianluca Fontana
Operations Director and Senior Policy Fellow, IGHI
- ▶ Dr Hutan Ashrafian
Scientific Advisor, IGHI
- ▶ Dr David Nabarro
Co-Director, IGHI
Special Envoy of WHO Director General on COVID-19
- ▶ Sarah P. Jones
Faculty of Medicine,
Department of Surgery &
Cancer Research Postgraduate
- ▶ Dr Roberto Fernandez Crespo
Analytics Fellow, BDAU
- ▶ Dr Manar Shafat
Contributor, BDAU

Research contributors



Professor John F. Helliwell
Co-editor, World Happiness Report

Vancouver School of Economics at the
University of British Columbia, Research
Associate of the NBER and Distinguished
Fellow of the Canadian Institute for
Advanced Research

Professor Jeffrey D. Sachs
Co-editor, World Happiness Report

Director of the Center for Sustainable
Development at Columbia University
Director of the UN Sustainable
Development Solutions Network and SDG
Advocate under Secretary-General António
Guterres



Professor the Lord Richard Layard
Co-editor, World Happiness Report

Founder-Director of the Centre for
Economics Performance at the London
School of Economics
Co-founder of Action for Happiness

Professor Jan-Emmanuel De Neve
Co-editor, World Happiness Report

Director of the Wellbeing Research Centre
at University of Oxford
KSI Fellow and Vice-Principal of Harris
Manchester College

Realised by



Contributors to the Imperial College
London - YouGov survey include: Professor
Helen Ward, Dr. Christina J. Atchinson, Dr.
Benjamin C. Lambert, and Gavin Ellison

The Imperial College London - YouGov
team wishes to express their grateful
support to Stephan Shakespeare, Marcus
Roberts, Alex MacIntosh, Chris Curtis, Eir
Nolsoe, Sharon Pacolor, Lenny Naar, Alice
Blencowe, Steve Adams from Visual DJ Ltd.
and volunteers from Made by Many:
Rebecca Foy, Anna Pagan, Gareth Cozens,
Callum Jefferies, Neethu Mathew, Micha
Nicheva, Kristof Goossens

Supporters



This research is made possible by
generous support for the public good
from YouGov Plc.

The Imperial College London - YouGov
team gratefully acknowledges the kind
support of Edelman Intelligence for their
global social listening contribution

Question for the research team? Get in touch [here](#)

Press enquiry? Contact Dr. Justine Alford at j.alford@imperial.ac.uk

For more behavioural data on a global level, visit coviddatahub.com to explore our interactive charts

The [CovidDataHub.com](https://coviddatahub.com) project is a joint collaboration between the Institute of Global Health Innovation (IGHI) at Imperial College London and YouGov Plc to gather global insights on people's behaviours and life satisfaction in response to COVID-19. The research covers 29 countries and surveys are conducted on a regular basis since the first week of April.

This report is designed to provide insights on how different populations are responding to the pandemic, helping public health bodies in their efforts to limit the impact of the disease. Anonymised respondent level data is generously made available for all public health and academic institutions globally by YouGov Plc at our [GitHub site](#).

In collaboration with