

Covid-19: Behaviors around use of face masks and routine vaccinations in **India**

► **Report** June 2020

Insights and trends in people's behaviours related to COVID-19. Brought to you by a team of health and behavioural experts at the Institute of Global Health Innovation (IGHI) at Imperial College London and YouGov. These reports are created on a regular basis, following new survey results.

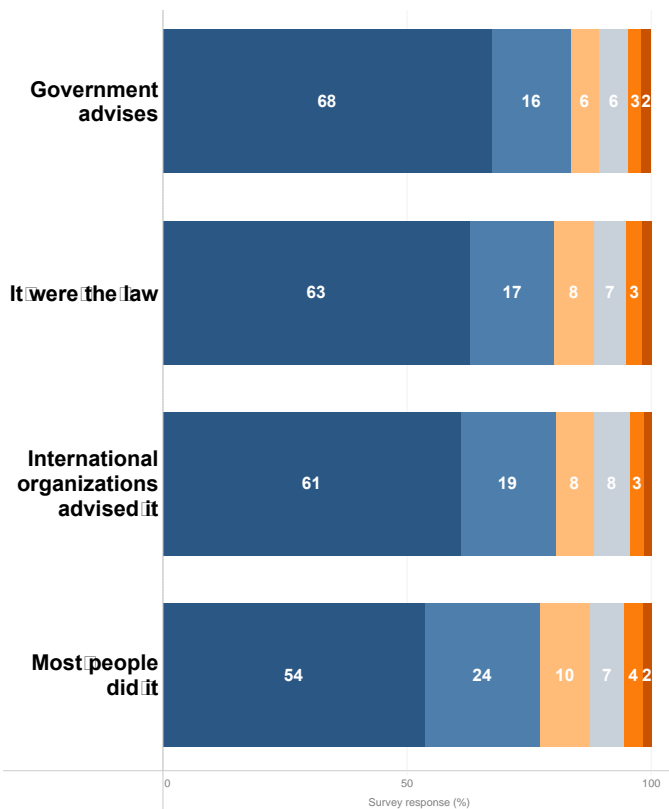
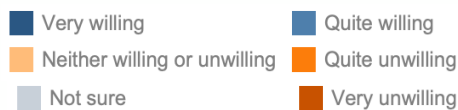
Note: India is representative of the urban online population.

How willing are the people in India to wear face masks?

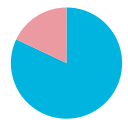
As of May 21st 2020

This snapshot shows the % of people willing to wear face masks. Survey was conducted between May 15th and May 21st.

How willing or not are you to wear a face mask or covering if..? (%)



84%



would be very or quite willing to wear a face mask or covering if advised to by the government

80%



would be very or quite willing to wear a face mask or covering if advised to by an international organization or if it were the law

Only **6% or fewer** were **unwilling** to wear face masks or coverings regardless of law, recommendations or popularity

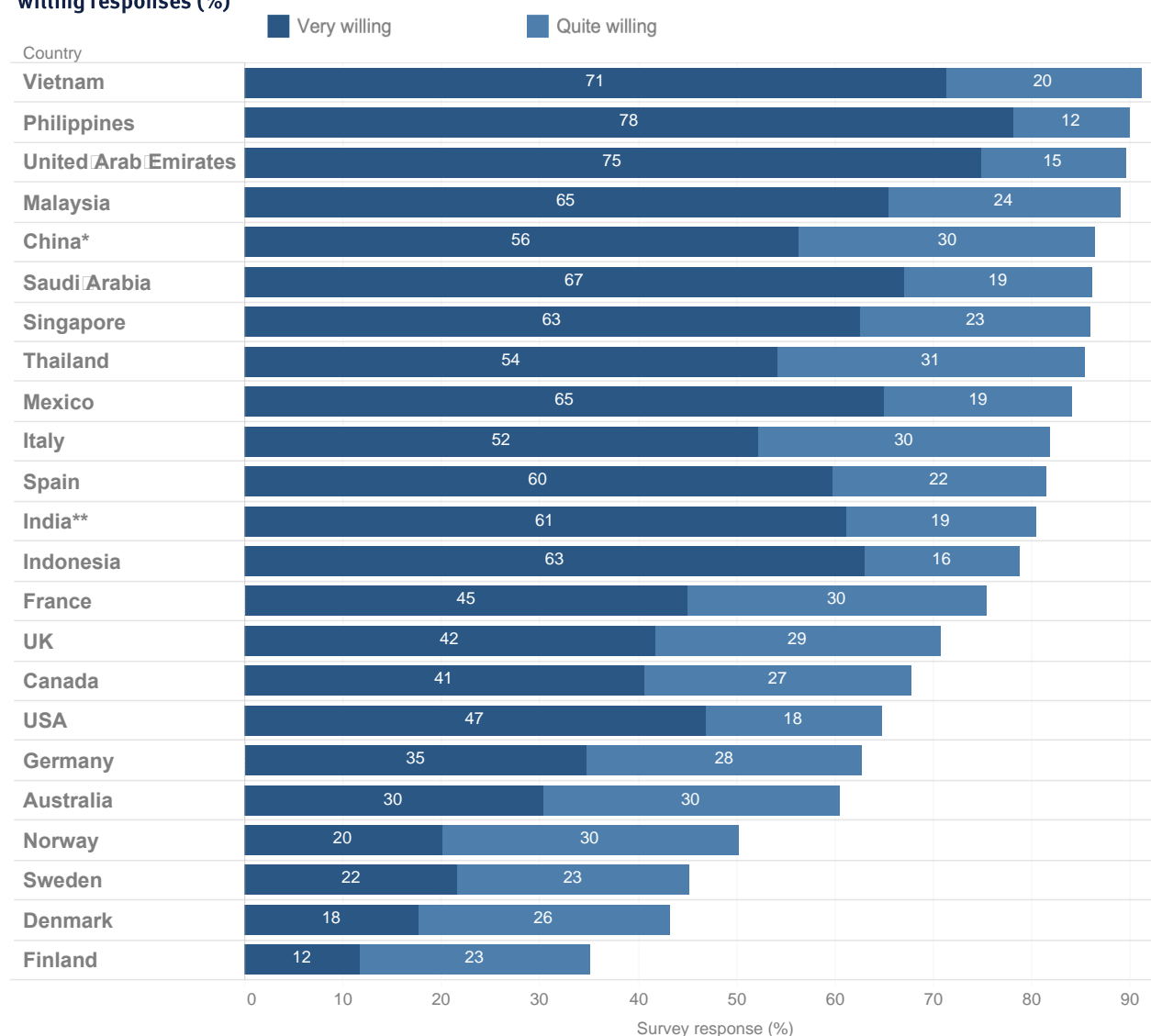
Note: India is representative of the urban online population.

How willing is India to accept international organizations' advice on face masks compared to other countries?

Compared to other countries surveyed between May 14th and June 4th ...

People in **India** are less likely than other Asian countries to abide by international organizations' advice on wearing face masks or covering

How willing or not are you to wear a face mask or covering if international organizations advised it? Very willing and quite willing responses (%)



*China is representative of the online population. **India is representative of the urban online population.

Compare your data with that of 29 other countries on

coviddatahub.com

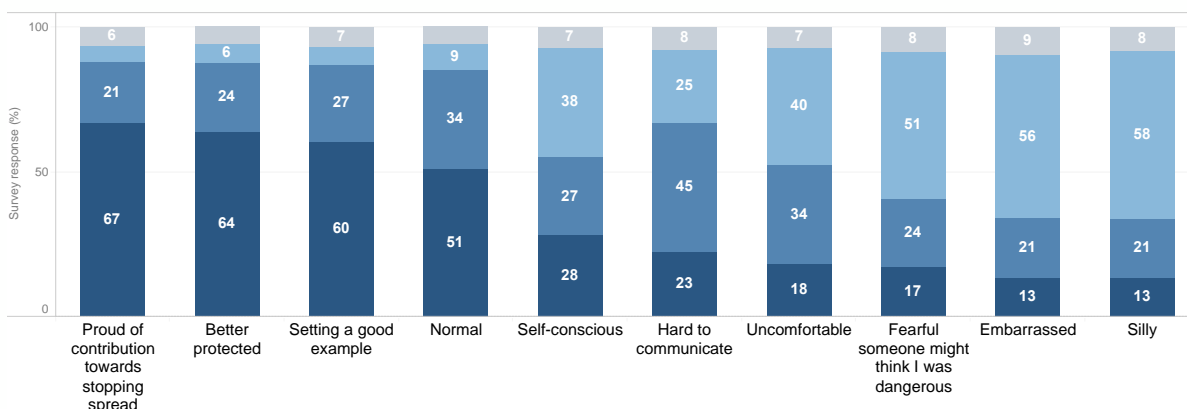
How do people in India feel about wearing masks?

These graphs show the acceptability of wearing face masks in terms of attitudes or perceptions

Feelings of responsibility and safety are associated with wearing masks in India. This was consistent when people were asked how they thought they would feel as well as how they actually felt. Fear, self-consciousness and silliness were the least prevalent feelings

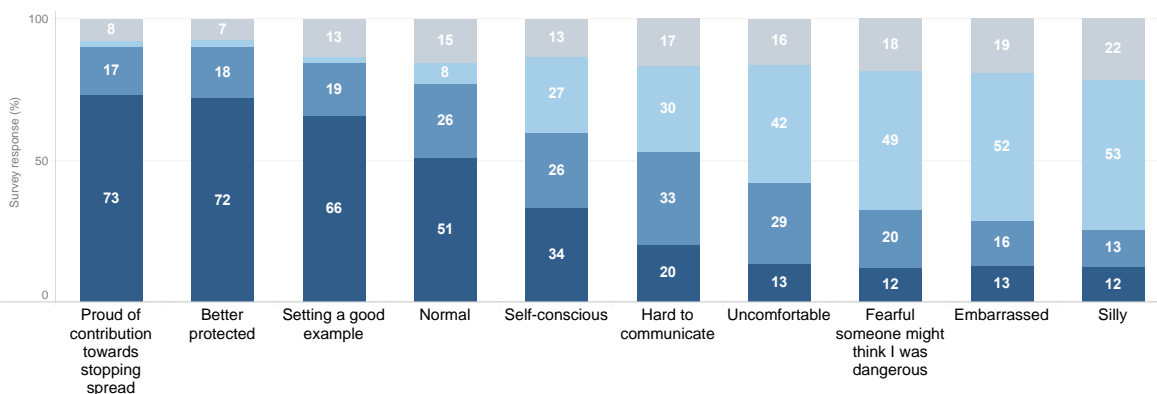
How did you feel when you wore your face mask? (%)

Very much Somewhat Not at all Not sure



How do you think you might feel when wearing a mask? (%)

Definitely would feel this way Possibly would feel this way Definitely would not feel this way Not sure



India is representative of the urban online population.

Compare your data with that of 29 other countries on

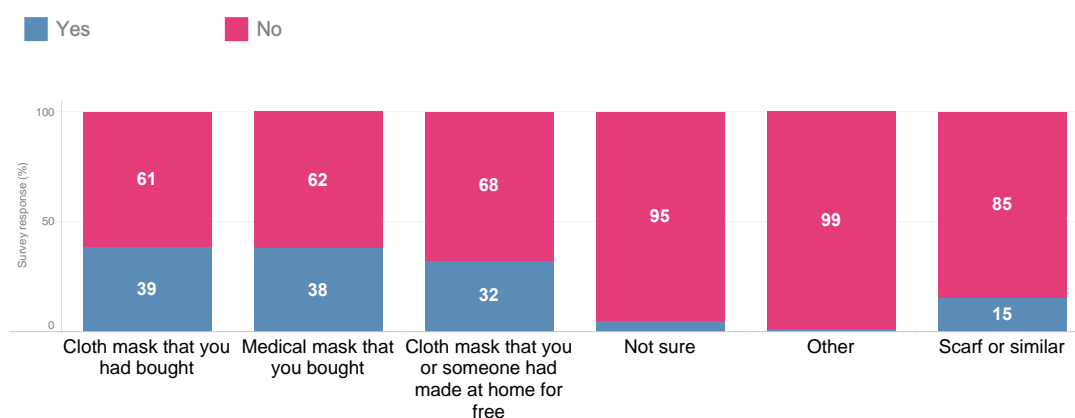
coviddatahub.com

How accessible are face masks or coverings in India?

These graphs show the accessibility of face masks in terms of availability of types of masks and the difficulties in acquiring them

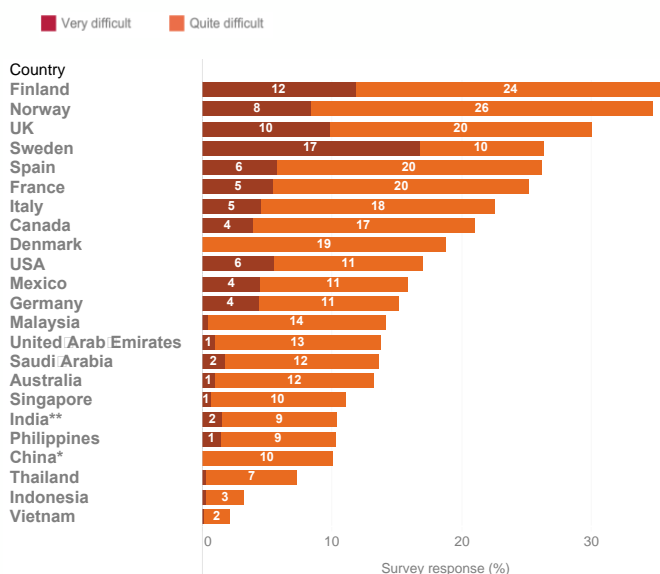
The most common face covering used in India are cloth masks that were bought followed by medical masks

Which type(s) of face masks did you wear? (%)

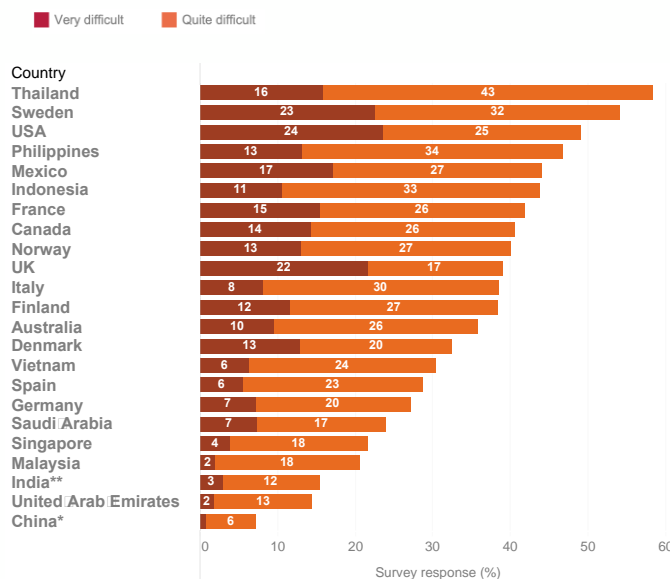


Difficulties accessing cloth and medical masks in India were lower than most countries surveyed

How easy or difficult has it been to find cloth to buy? Respondents who answered very or quite difficult (%)



How easy or difficult has it been to find medical masks to buy? Respondents who answered very or quite difficult (%)



*China is representative of the online population. **India is representative of the urban online population.

Compare your data with that of 29 other countries on

coviddatahub.com

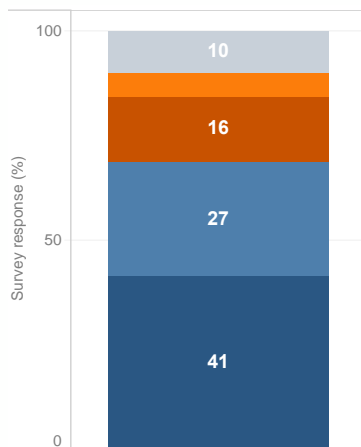
How willing are people in India to make their own masks?

These graphs show the acceptability and willingness to make face masks at home

Two thirds of respondents in India are willing to make their own face masks while less than half have the ability to make one at home

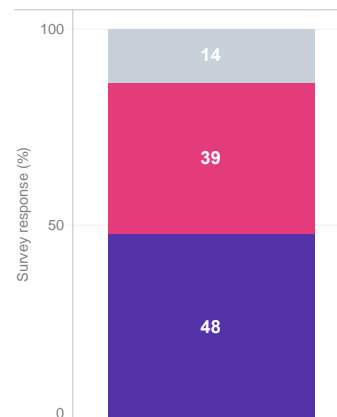
How willing or not are you to make your own mask? (%)

■ Not at all willing
 ■ Not sure
 ■ Very willing
■ Not very willing
 ■ Quite willing

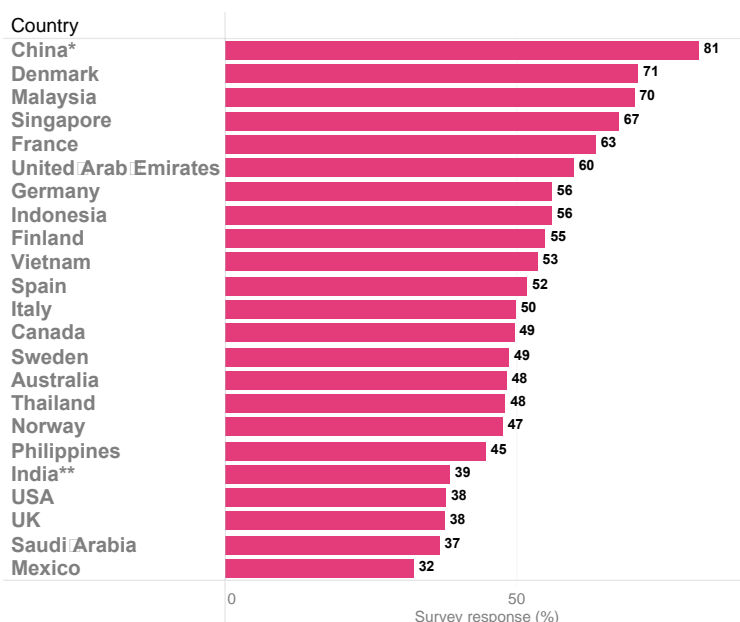


Would you or someone in your household be able to make masks for yourselves? Do not include using a scarf as a face covering. (%)

■ Yes
 ■ No
 ■ Not sure



Would you or someone in your household be able to make masks for yourselves? Do not include using a scarf as a face covering. Respondents who answered 'No' (%)



There is a large variation across countries ability to make face masks at home

India is among the top 5 countries with the lowest inability to make a face mask at home

*China is representative of the online population. **India is representative of the urban online population.

Compare your data with that of 29 other countries on

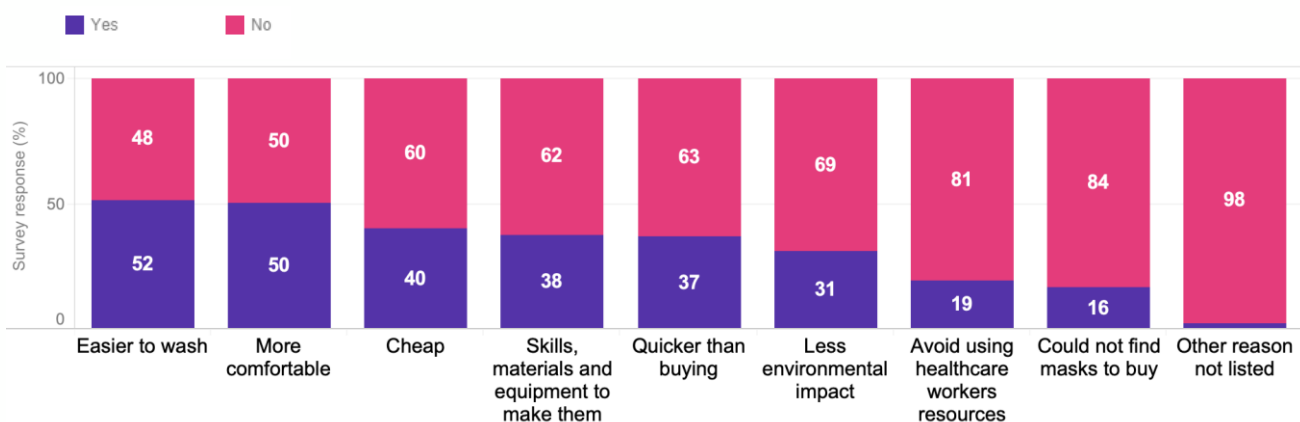
coviddatahub.com

Why are people in India making their own face masks at home?


These graphs show the rationale behind using homemade masks in India and how it compares with other countries

Ease of washing and more comfort were the most common reasons why people use homemade masks in India

For which of the following reasons are you using a homemade mask? (%)



Most popular response to 'For which of the following reasons are you using a homemade mask?' by country



India is among the countries citing ease of washing as the most common reason for using a homemade mask

*China is representative of the online population. **India is representative of the urban online population.

Compare your data with that of 29 other countries on

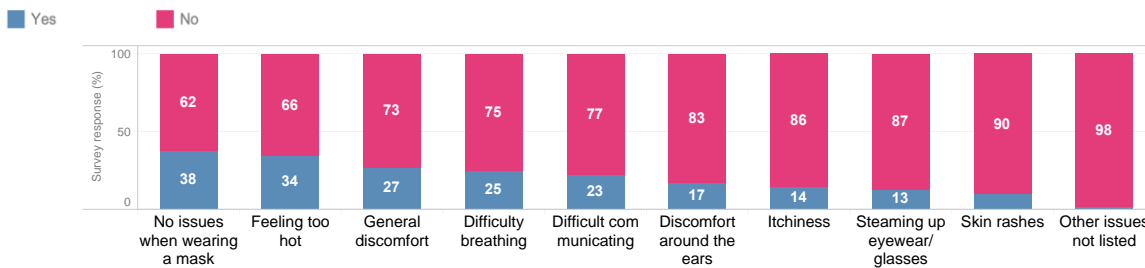
coviddatahub.com

What are people experiencing when wearing a face mask or coving in India?

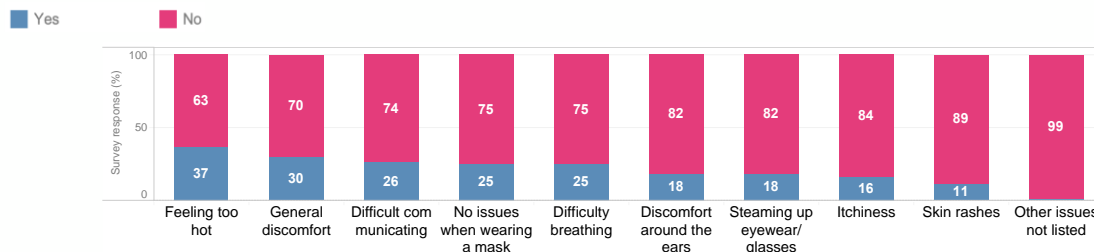
These graphs show experiences when wearing face masks in India and how they compare to other countries surveyed between May 14th and June 4th

While 38% of respondents in India expected to have no issues wearing a mask, only 25% reported no issues when they actually wore one. Feeling too hot or general discomfort were the more prevalent


If you were to wear a mask when leaving the home which, if any, of the following do you think you might experience? (%)



Which of the following, if any, do you experience when using a mask? (%)



Most popular response to 'Which of the following, if any, do you experience when using a mask?' by country



India is among several other countries citing feeling too hot as the most common experience associated with wearing face masks

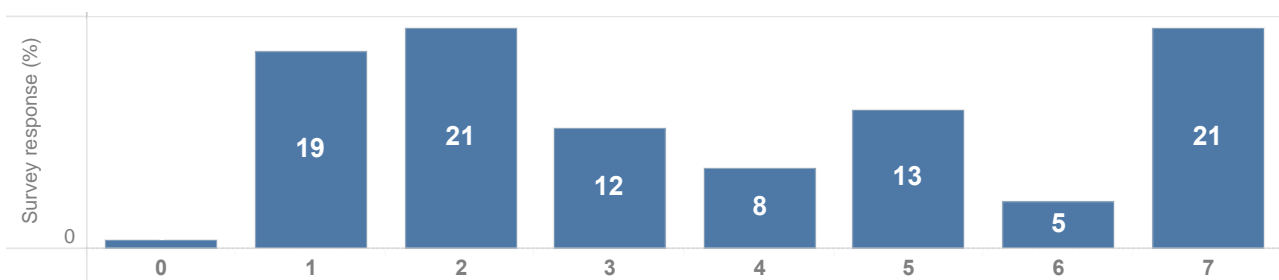
*China is representative of the online population. **India is representative of the urban online population.

How many days a week are people wearing face masks or covering in India?

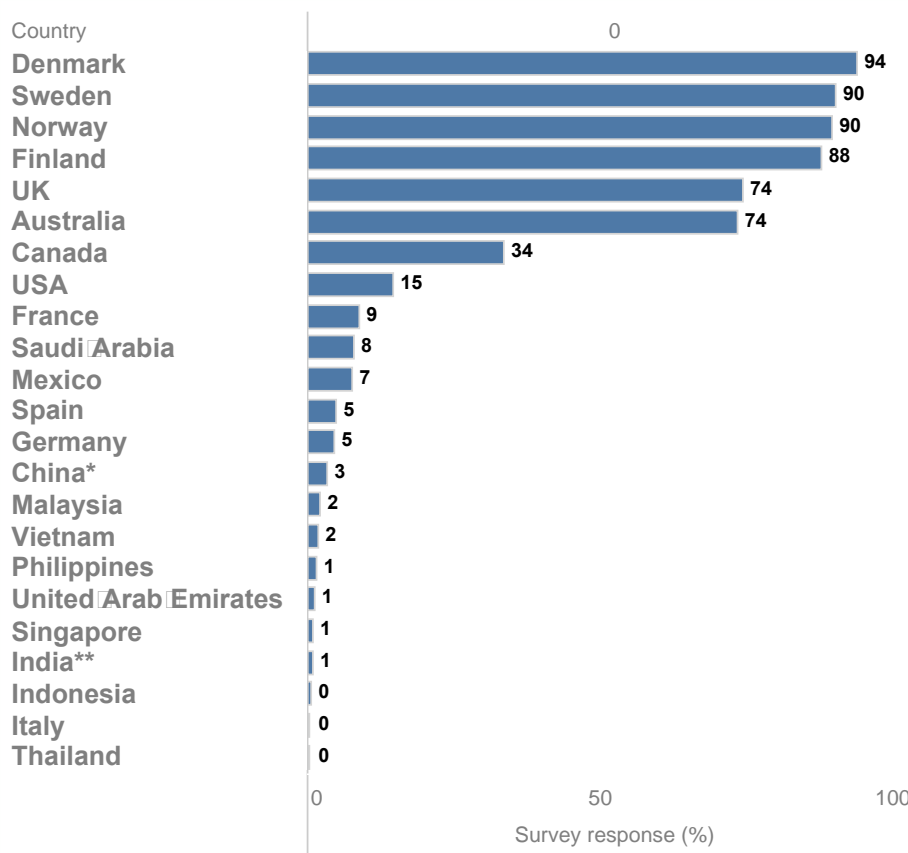
These graphs show comparison of India with other countries in the frequency of wearing masks during the previous week

Only 1% of respondents in **India** have reported leaving the house without a face mask in the previous week

If you left your house last week, on how many of those days did you wear a face mask or covering? (%)



If you left your house last week, on how many of those days did you wear a face mask or covering? Respondents who answered '0' (%)



Respondents in **India** are one of the least likely to have left their house without a face mask or covering compared to most of the countries surveyed

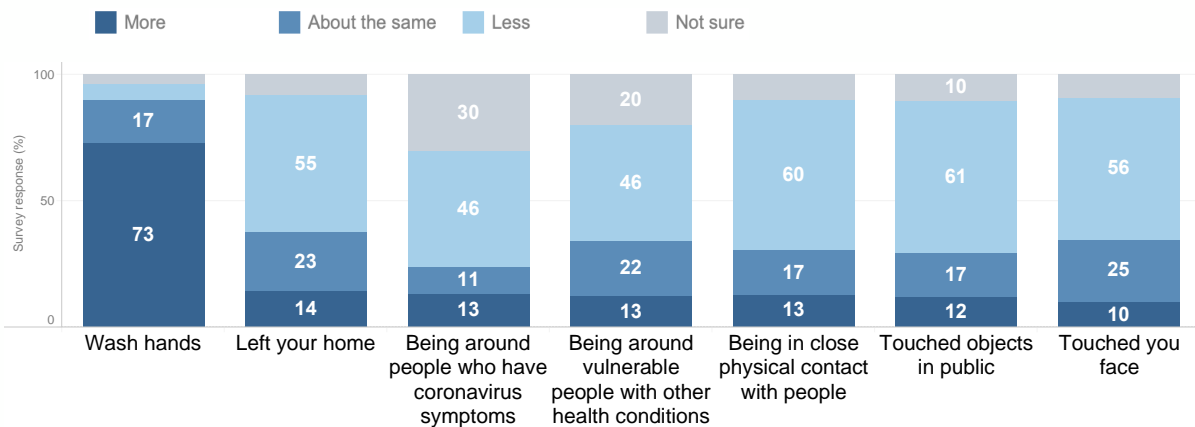
*China is representative of the online population. **India is representative of the urban online population.

Other behaviors associated with wearing face masks in India

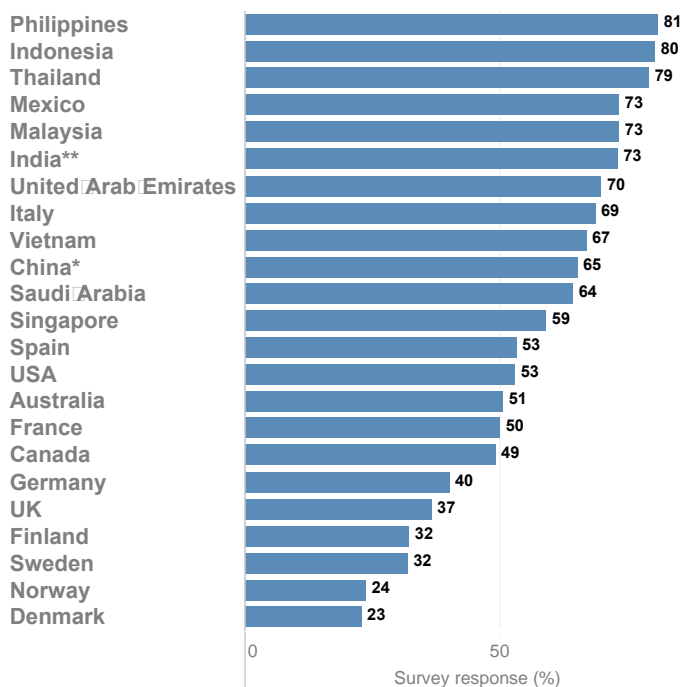
These graphs show the comparison of India with other countries in other reported behaviors associated with face masks

Over 70% people in **India** reported washing their hands more during the day they wore face masks or coverings

On the days when you wore a mask, did you wash your hands more, less or about the same? (%)



On the days when you wore a mask, did you wash your hands more, less or about the same? Respondents who answered 'more' (%)



Respondents in **India** were more likely than China to wash their hands more when they wore a face mask

*China is representative of the online population. **India is representative of the urban online population.

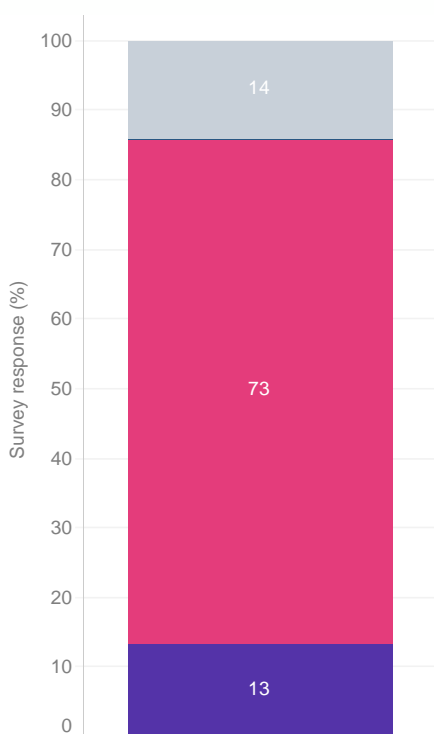
Have people in India missed their vaccinations due to COVID-19?

As of May 21st 2020

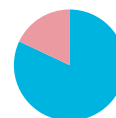
Has anyone in your household delayed or missed getting any vaccines because of COVID-19? This could be someone living in your home (%)

This snapshot shows the % of people who have missed or delayed their vaccinations due to COVID-19. Survey was taken between May 15th and May 21st

Yes No Not sure Prefer not to say



13%



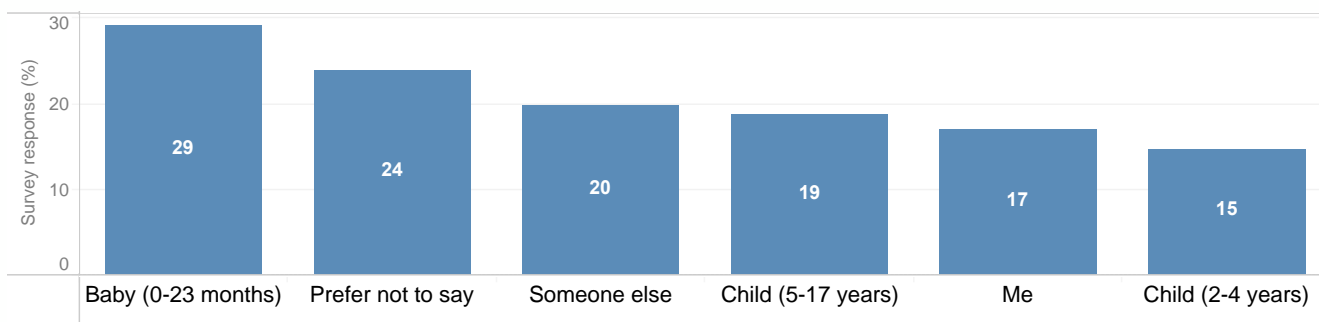
Have missed or delayed getting their vaccinations

29%



Of those who missed or delayed their vaccinations were babies (0-23 months)

Who in your household delayed or missed getting vaccinated because of COVID-19? (%)



Note: India is representative of the urban online population.

Compare your data with that of 29 other countries on

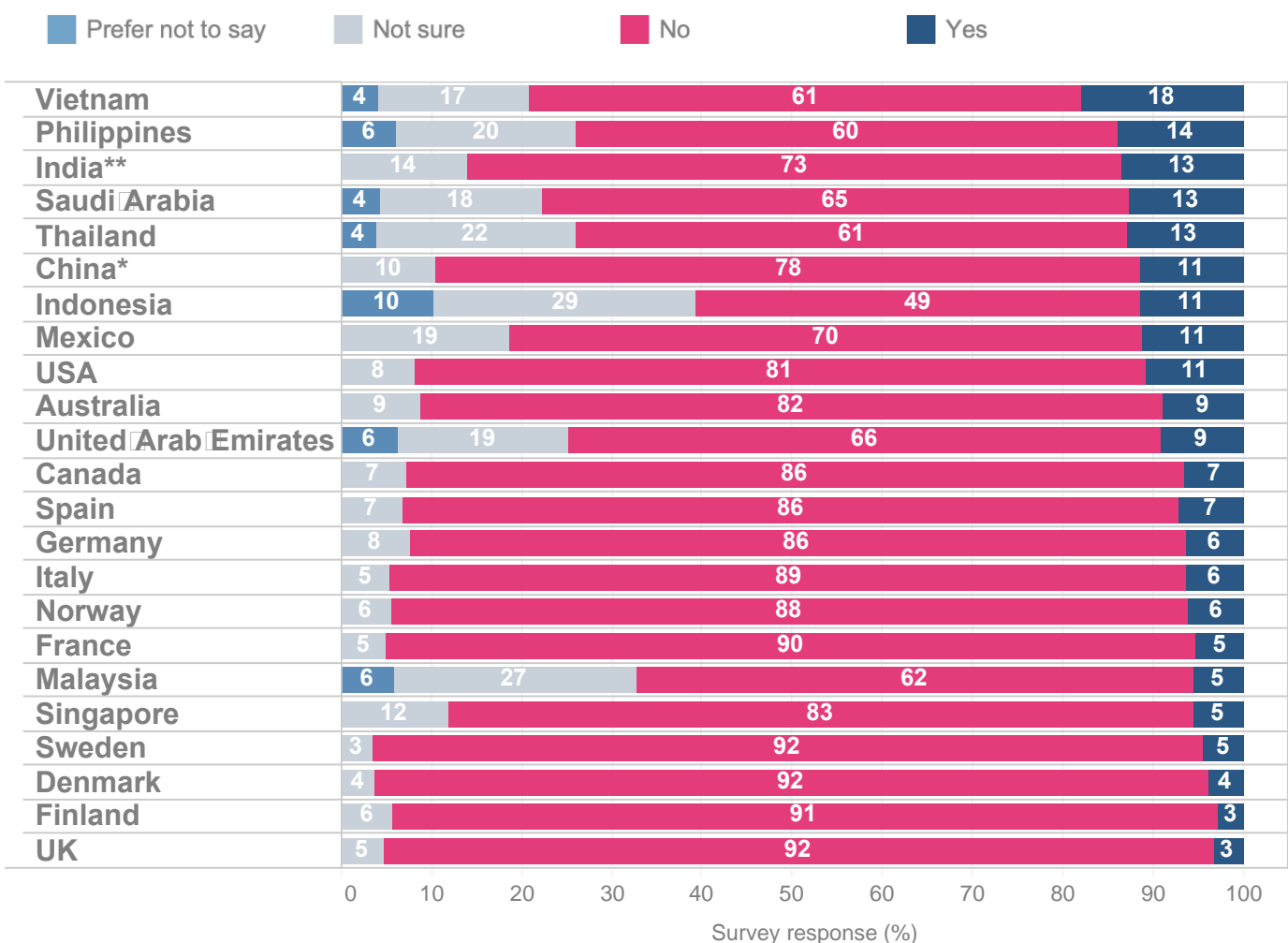
coviddatahub.com

How do vaccination rates in India compare with other countries?

This graphs shows the comparison of India with other countries in vaccination rates

Respondents in *India* who have missed their vaccinations due to COVID-19 are more than respondents in *China* and comparable to those in *Saudi Arabia*

Has anyone in your household delayed or missed getting any vaccines because of COVID-19? This could be someone living in your home. Response by country (%)



*China is representative of the online population. **India is representative of the urban online population.

Compare your data with that of 29 other countries on

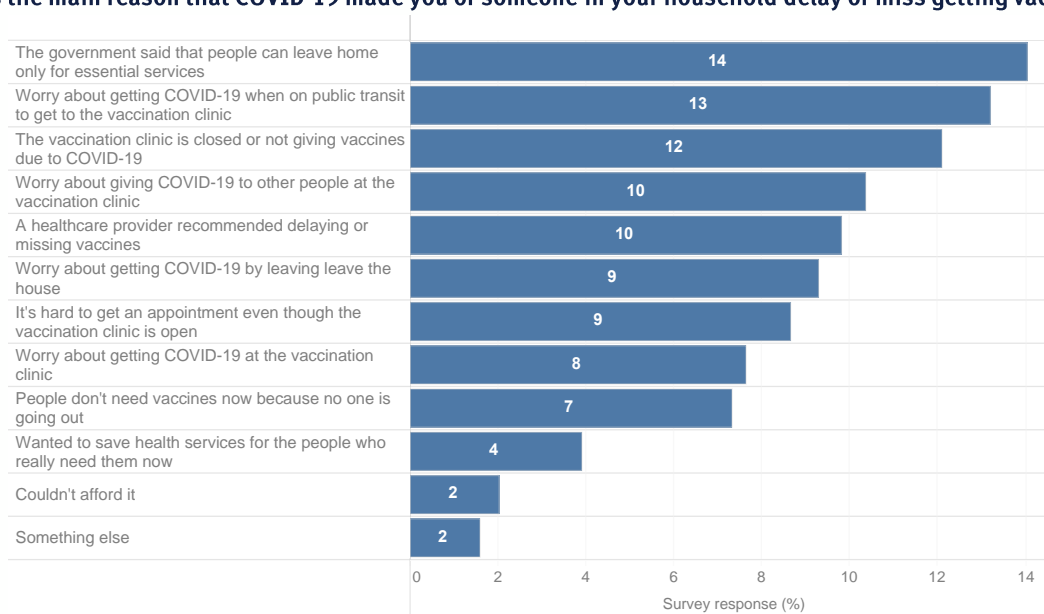
coviddatahub.com

Why have people in India missed or delayed getting vaccinated?

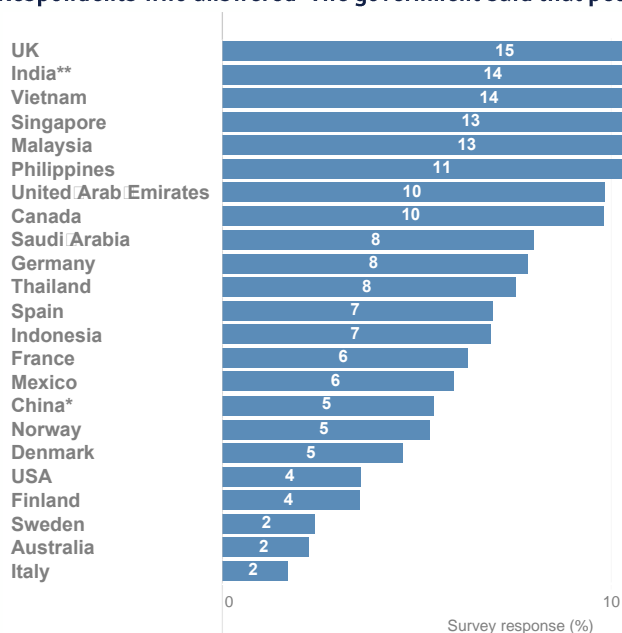
These graphs show the comparison of India with other countries in reasons why vaccinations are delayed or missed

The most common reason for missing or delaying getting vaccinated is due to government requirement to leave the home only for essential services

What is the main reason that COVID-19 made you or someone in your household delay or miss getting vaccinated? (%)



What is the main reason that COVID-19 made you or someone in your household delay or miss getting vaccinated? Respondents who answered 'The government said that people can leave home only for essential services' (%)



Respondents in India are the second most likely to delay or miss their vaccination due to government requirement to only leave the home for essential services

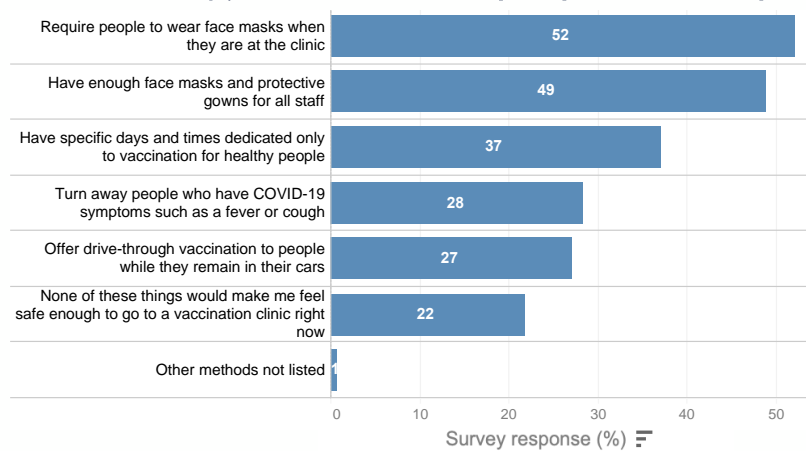
*China is representative of the online population. **India is representative of the urban online population.

What would make people in India feel safe getting their vaccinations?

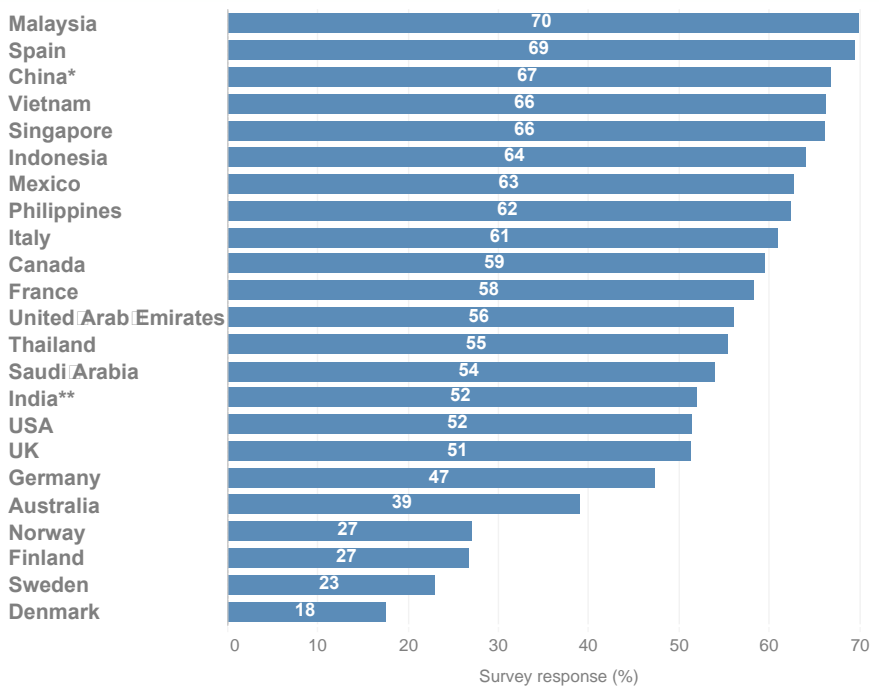
These graphs show actions that would make people feel safe getting their vaccinations in India and how it compares to other countries

Respondents in *India* would feel safe getting their vaccinations if face masks were mandatory and if all staff have adequate protective equipment in the vaccination clinic

What should vaccination clinics do to help your household feel safe getting vaccinated during this time?



What should vaccination clinics do to help your household feel safe getting vaccinated during this time? Respondents that answered 'Require people to wear face masks when they are at the clinic (%)



Respondents in *India* are comparable to respondents in the USA and the UK in feeling safe if vaccination clinics required people to wear face masks at the vaccination clinic

*China is representative of the online population. **India is representative of the urban online population.

About this report

Led by Imperial College London's Institute of Global Health Innovation (IGHI) and YouGov

**Imperial College
London**

**Institute of
Global Health Innovation**

- ▶ Professor the Lord Ara Darzi of Denham
Co-Director, IGHI
- ▶ Dr David Nabarro
Co-Director, IGHI
Special Envoy of WHO Director General on COVID-19
- ▶ Melanie Leis
Director, Big Data and Analytical Unit (BDAU), IGHI
- ▶ Sarah P. Jones
Faculty of Medicine,
Department of Surgery &
Cancer Research Postgraduate
- ▶ Gianluca Fontana
Operations Director
and Senior Policy Fellow, IGHI
- ▶ Dr Roberto Fernandez Crespo
Analytics Fellow, BDAU
- ▶ Dr Hutan Ashrafian
Scientific Advisor, IGHI
- ▶ Dr Manar Shafat
Contributor, BDAU

Research contributors



Professor John F. Helliwell
Co-editor, World Happiness Report

Vancouver School of Economics at the University of British Columbia, Research Associate of the NBER and Distinguished Fellow of the Canadian Institute for Advanced Research

Professor Jeffrey D. Sachs
Co-editor, World Happiness Report

Director of the Center for Sustainable Development at Columbia University
Director of the UN Sustainable Development Solutions Network and SDG Advocate under Secretary-General António Guterres



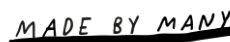
Professor the Lord Richard Layard
Co-editor, World Happiness Report

Founder-Director of the Centre for Economics Performance at the London School of Economics
Co-founder of Action for Happiness

Professor Jan-Emmanuel De Neve
Co-editor, World Happiness Report

Director of the Wellbeing Research Centre at University of Oxford
KSI Fellow and Vice-Principal of Harris Manchester College

Realised by



Contributors to the Imperial College London - YouGov survey include: Professor Helen Ward, Dr. Christina J. Atchinson, Dr. Benjamin C. Lambert, and Gavin Ellison

The Imperial College London - YouGov team wishes to express their grateful support to Stephan Shakespeare, Marcus Roberts, Alex MacIntosh, Chris Curtis, Eir Nolsoe, Sharon Pacolor, Lenny Naar, Alice Blencowe, Steve Adams from Visual DJ Ltd. and volunteers from Made by Many: Rebecca Foy, Anna Pagan, Gareth Cozens, Callum Jefferies, Neethu Mathew, Micha Nicheva, Kristof Goossens

Supporters



This research is made possible by generous support for the public good from YouGov Plc.

The Imperial College London - YouGov team gratefully acknowledges the kind support of Edelman Intelligence for their global social listening contribution

Question for the research team? Get in touch [here](#)

Press enquiry? Contact Dr. Justine Alford at j.alford@imperial.ac.uk

For more behavioural data on a global level, visit coviddatahub.com to explore our interactive charts

The [CovidDataHub.com](https://coviddatahub.com) project is a joint collaboration between the Institute of Global Health Innovation (IGHI) at Imperial College London and YouGov Plc to gather global insights on people's behaviors and life satisfaction in response to COVID-19. The research covers 29 countries and surveys are conducted on a regular basis since the first week of April.

This report is designed to provide insights on how different populations are responding to the pandemic, helping public health bodies in their efforts to limit the impact of the disease. Anonymized respondent level data is generously made available for all public health and academic institutions globally by YouGov Plc at our [GitHub site](#).

In collaboration with