

Covid-19: Behaviors around use of face masks and routine vaccinations in **Canada**

► **Report** June 2020

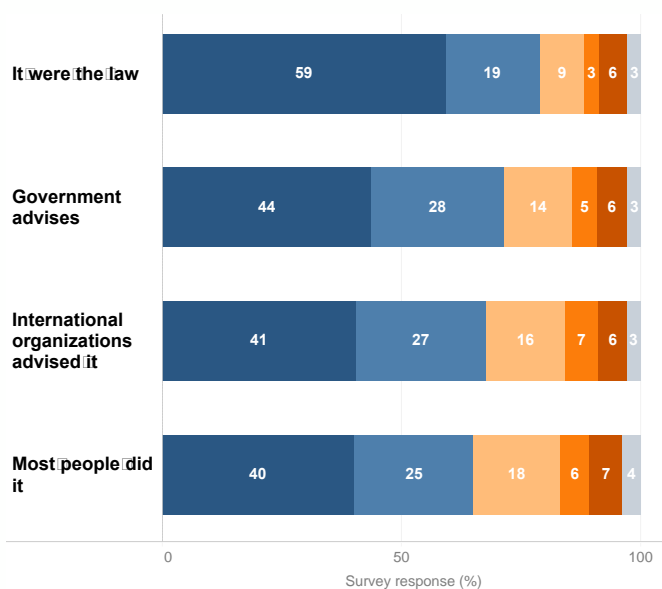
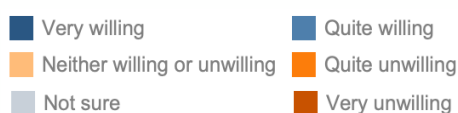
Insights and trends in people's behaviours related to COVID-19. Brought to you by a team of health and behavioural experts at the Institute of Global Health Innovation (IGHI) at Imperial College London and YouGov. These reports are created on a regular basis, following new survey results.

How willing are people in Canada to wear face masks?

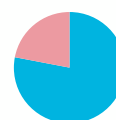
As of June 9 2020

This snapshot shows the % of people willing to wear face masks. Survey was conducted between June 3rd and June 9th.

How willing or not are you to wear a face mask or covering if..? (%)



78%



would be very or quite willing to wear a face mask if it were the law

72%



would be very or quite willing to wear a face mask or covering if advised to by the government

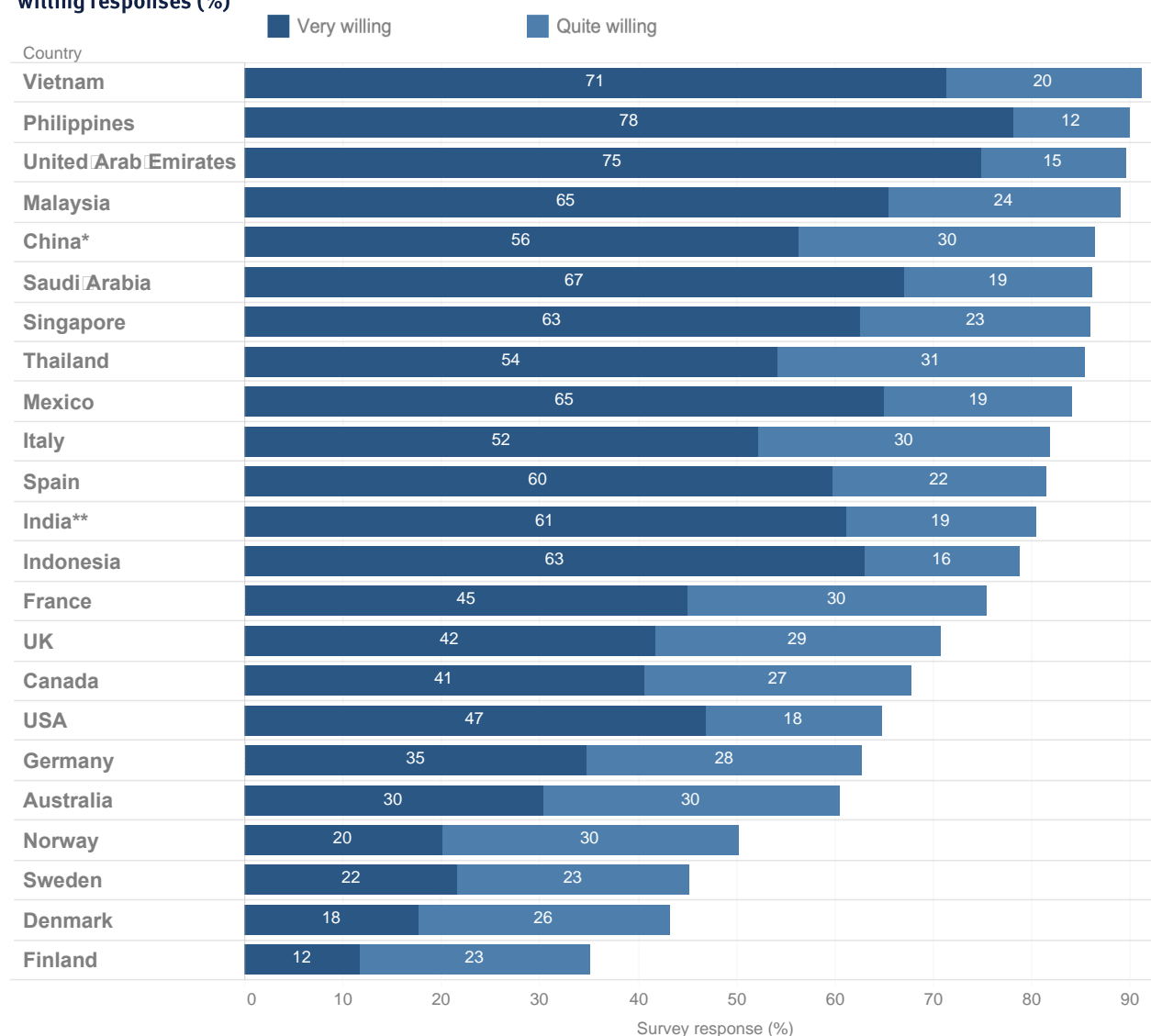
13% or fewer were **unwilling** to wear face masks or coverings regardless of law, recommendations or popularity

How willing is Canada to accept international organisations' advice on face masks compared to other countries?

Compared to other countries surveyed between May 14th and June 4th...

People in **Canada** are more likely than the USA but less likely than Mexico to abide by international organisations' advice on wearing face masks or coverings

How willing or not are you to wear a face mask or covering if international organizations advised it? Very willing and quite willing responses (%)



*China is representative of the online population. **India is representative of the urban online population.

Compare your data with that of 29 other countries on

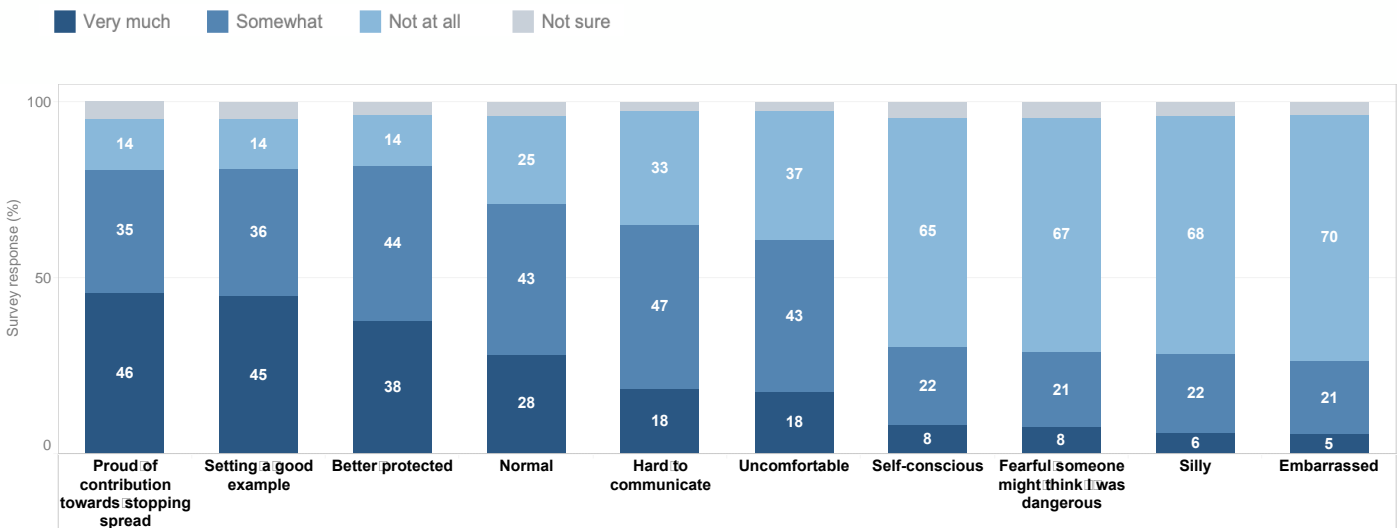
coviddatahub.com

How do people in Canada feel about wearing face masks?

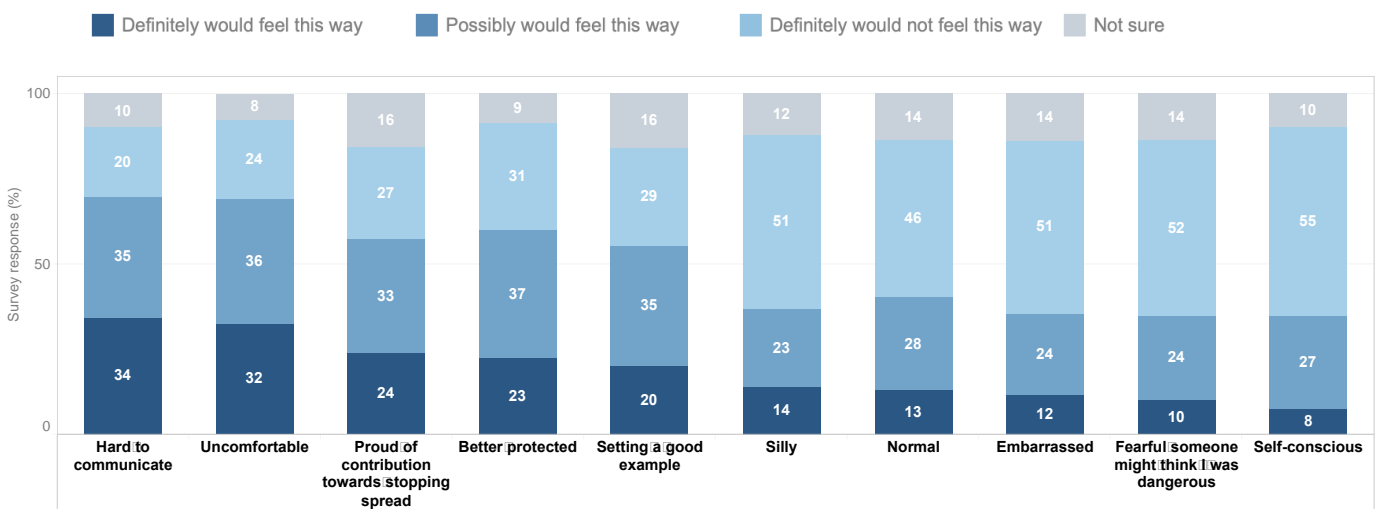
These graphs show the acceptability of wearing face masks in terms of attitudes or perceptions

Feelings of responsibility, normalcy and safety are associated with wearing face masks in Canada. While 34% of respondents thought they would find it hard to communicate, this dropped to 18% when they were asked how they felt when actually wearing a mask. Fear, silliness and embarrassment were the least prevalent feelings

How did you feel when you wore your face mask? (%)



How do you think you might feel when wearing a mask? (%)



*China is representative of the online population. **India is representative of the urban online population.

Compare your data with that of 29 other countries on

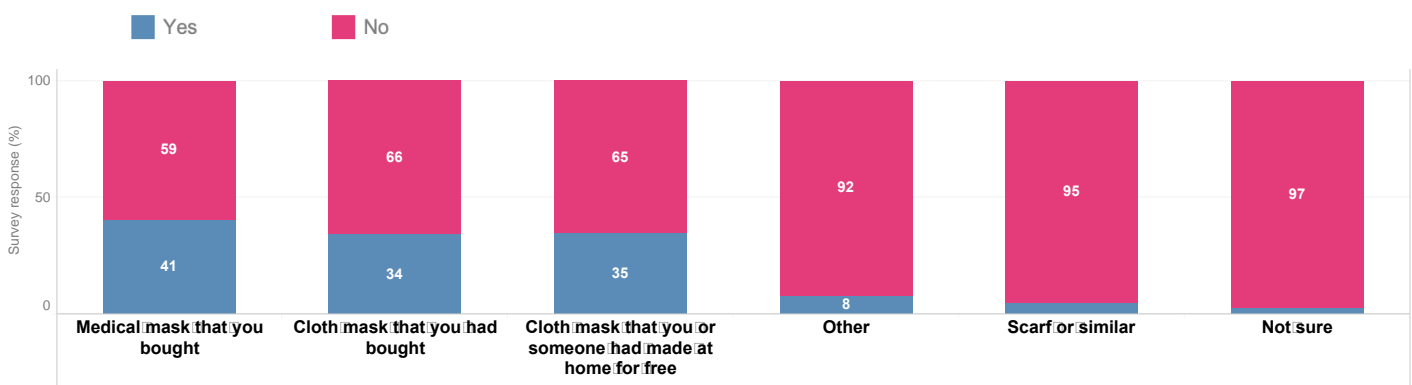
coviddatahub.com

How accessible are face masks in Canada?

These graphs show the accessibility of face masks in terms of availability of types of masks and the difficulties in acquiring them

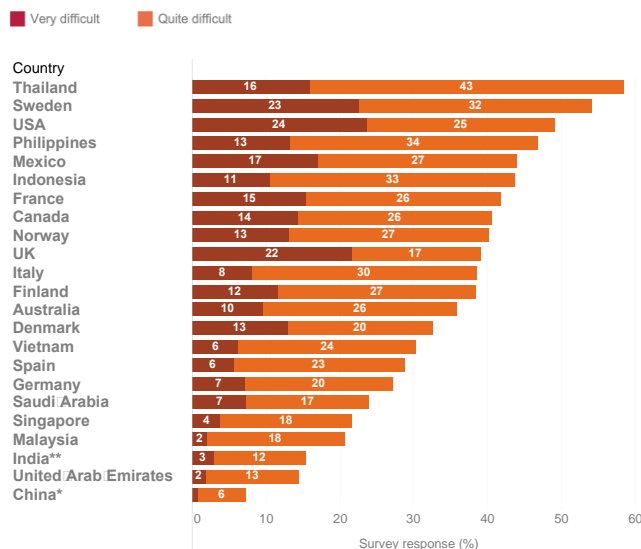
The most common face coverings used in **Canada** are medical masks followed by cloth masks that were bought

Which type(s) of face masks did you wear? (%)

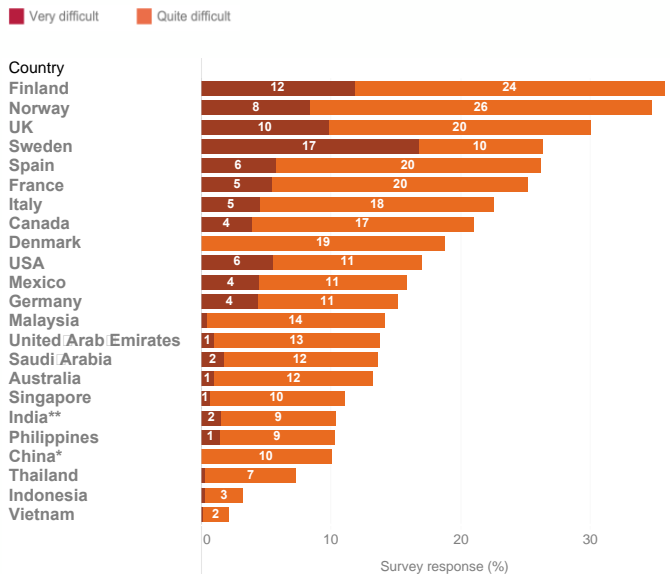


Medical masks were more accessible in **Canada** compared to the USA and Mexico while cloth masks were more difficult to access in **Canada** compared to the USA and Mexico

How easy or difficult has it been to find medical masks to buy? Respondents who answered very or quite difficult (%)



How easy or difficult has it been to find cloth to buy? Respondents who answered very or quite difficult (%)



*China is representative of the online population. **India is representative of the urban online population.

Compare your data with that of 29 other countries on



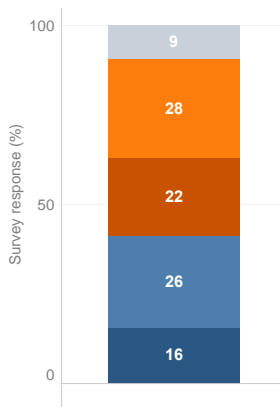
How willing are people in Canada to make their own masks?

These graphs show the acceptability and willingness to make face masks at home

42% of the respondents in **Canada** are very or quite willing to make their own face masks while only 37% have the ability to make one at home

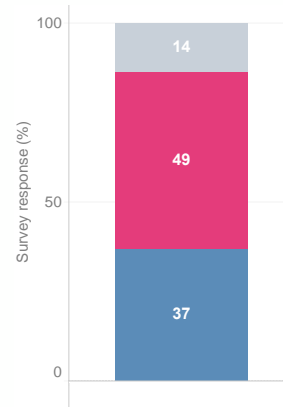
How willing or not are you to make your own mask? (%)

■ Not at all willing
 ■ Not very willing
 ■ Quite willing
 ■ Very willing
 ■ Not sure

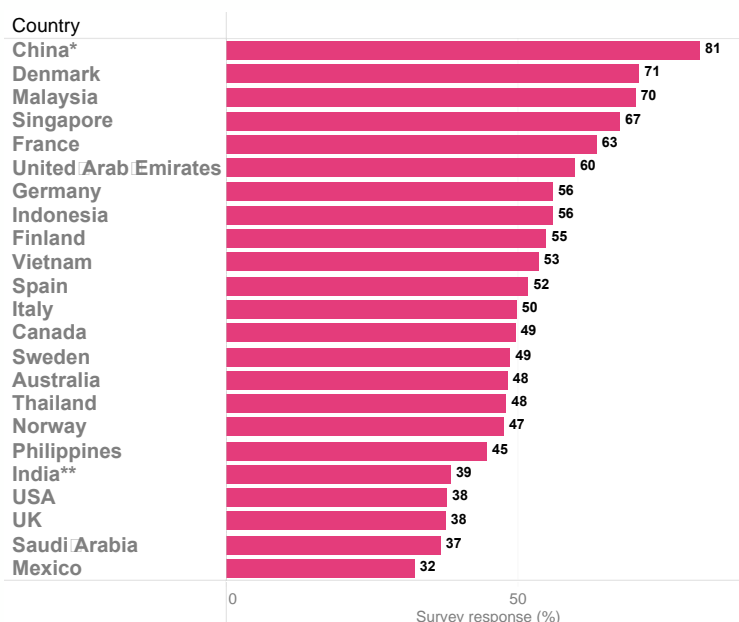


Would you or someone in your household be able to make masks for yourselves? Do not include using a scarf as a face covering. (%)

■ Yes
 ■ No
 ■ Not sure



Would you or someone in your household be able to make masks for yourselves? Do not include using a scarf as a face covering. Respondents who answered 'No' (%)



There is a large variation across countries' ability to make face masks at home

Almost half of the respondents in **Canada** reported inability to make face masks, more than those in the USA and Mexico

*China is representative of the online population. **India is representative of the urban online population.

Compare your data with that of 29 other countries on

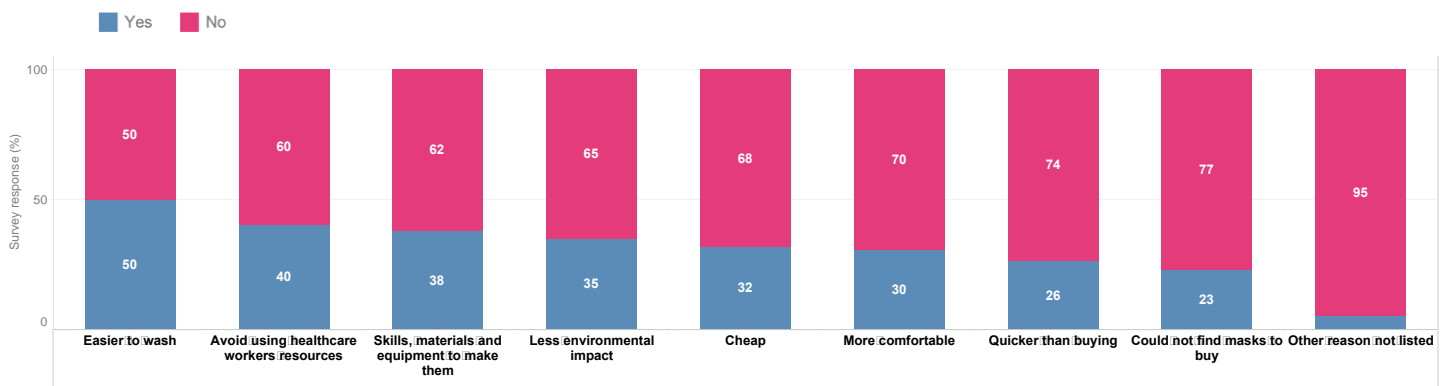
coviddatahub.com

Why are people in Canada making their own face masks at home?

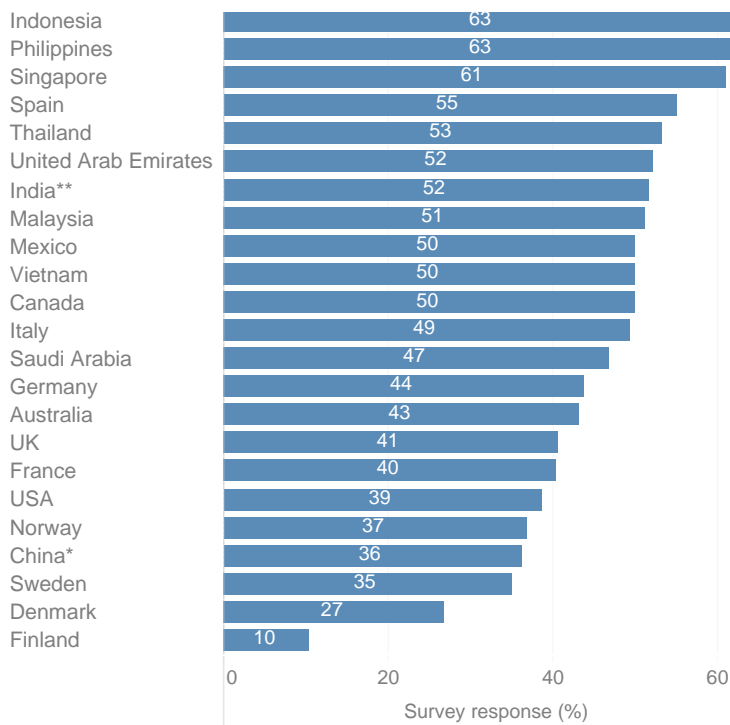
These graphs show the rationale behind using homemade masks in Canada and how it compares with other countries

Ease of washing followed by avoiding using healthcare workers' resources were the most common reasons why people use homemade masks in Canada

For which of the following reasons are you using a homemade mask? (%)



For which of the following reasons are you using a homemade mask? Respondents who answered 'Easier to wash' (%)



Respondents in Canada are more likely to use homemade masks because they are easier to wash compared to the USA

*China is representative of the online population. **India is representative of the urban online population.

Compare your data with that of 29 other countries on

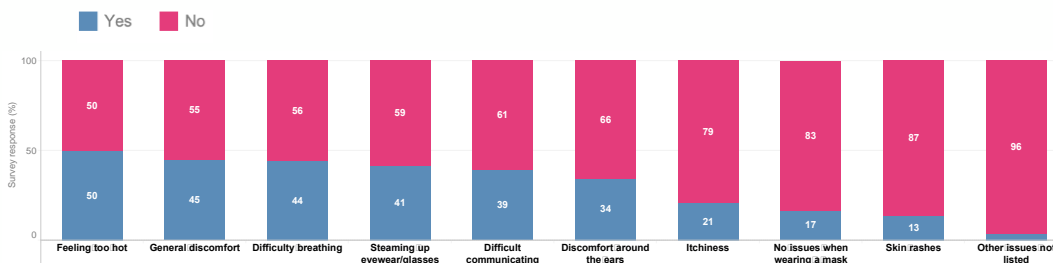
coviddatahub.com

What are people experiencing when wearing a face mask in Canada?

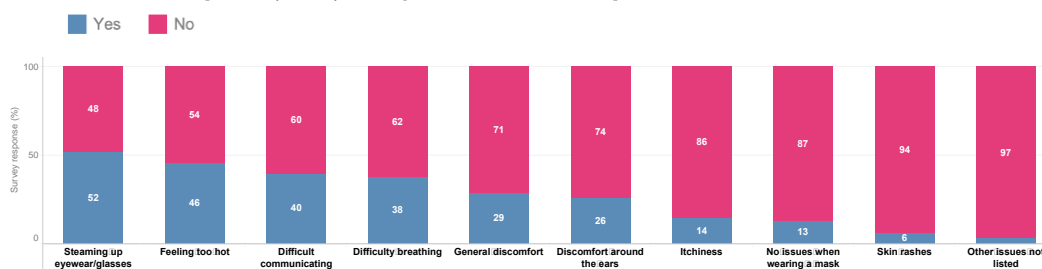
These graphs show experiences when wearing face masks in Canada and how they compare to other countries surveyed between May and June, 2020

*While 50% of respondents expected to feel hot when wearing a face mask, this was second to steaming up of eyewear when respondents were asked how they felt when they actually wore a mask in **Canada***

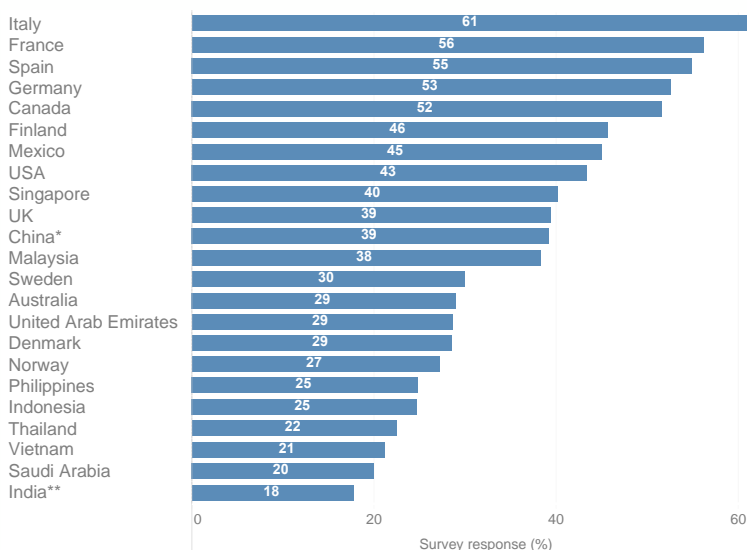
If you were to wear a mask when leaving the home which, if any, of the following do you think you might experience? (%)



Which of the following, if any, do you experience when using a mask? (%)



Which of the following, if any, do you experience when using a mask? Respondents who answered 'Steaming up of eyewear/glasses' (%)



Canada is among the top five countries surveyed citing steaming up of eyewear as the most common experience associated with wearing face masks

*China is representative of the online population. **India is representative of the urban online population.

Compare your data with that of 29 other countries on

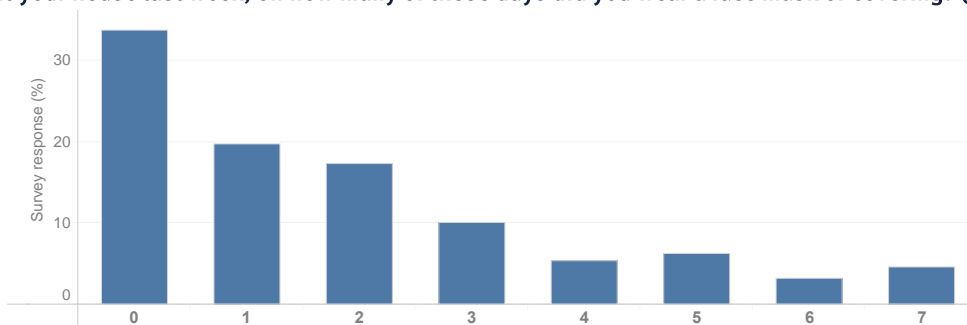
coviddatahub.com

How many days a week are people wearing face masks in Canada?

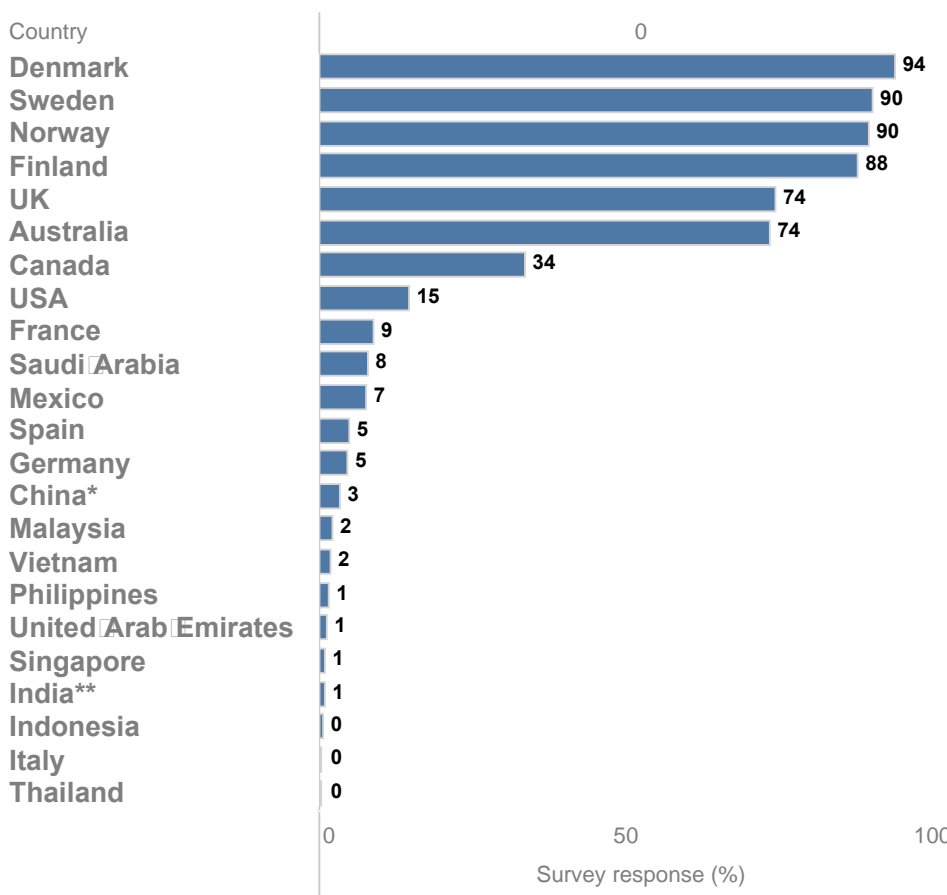
These graphs show the comparison of Canada with other countries in the frequency of wearing masks during the previous week

34% of respondents in *Canada* have reported leaving the house without a face mask in the previous week

If you left your house last week, on how many of those days did you wear a face mask or covering? (%)



If you left your house last week, on how many of those days did you wear a face mask or covering? Respondents who answered '0' (%)



Respondents in *Canada* are twice as likely to have left their home without a mask compared to the USA and almost 5 times as likely compared to Mexico

*China is representative of the online population. **India is representative of the urban online population.

Compare your data with that of 29 other countries on

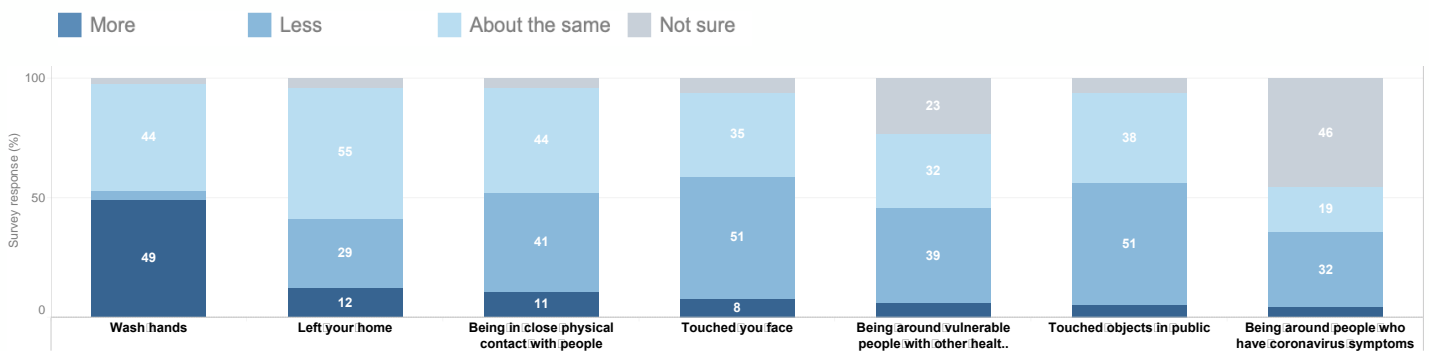
coviddatahub.com

Other behaviors associated with wearing face masks in Canada

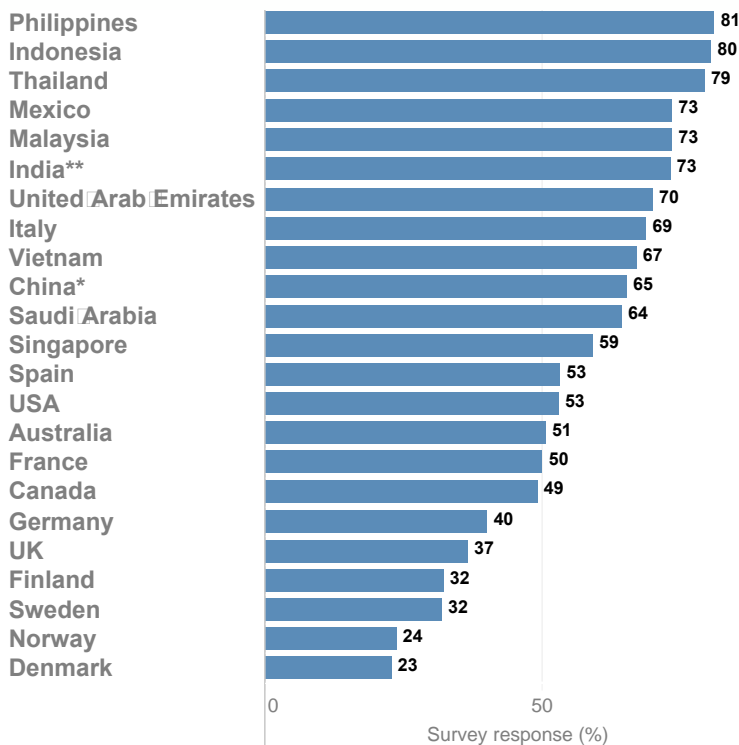
These graphs show the comparison of Canada with other countries in other reported behaviors associated with face masks

Almost half of respondents in *Canada* reported washing their hands more during the day they wore face masks

On the days when you wore a mask, did you do each of the following more, less or about the same? (%)



On the days when you wore a mask, did you wash your hands more, less or about the same? Respondents who answered 'more' (%)



Respondents in *Canada* are less likely than the USA and Mexico to wash their hands more when they wore a face mask

*China is representative of the online population. **India is representative of the urban online population.

Compare your data with that of 29 other countries on

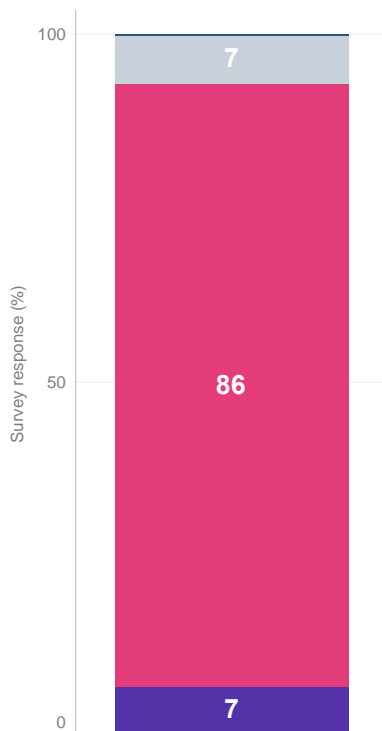
coviddatahub.com

Have people in Canada missed their vaccinations due to COVID-19?

As of June 9 2020

Has anyone in your household delayed or missed getting any vaccines because of COVID-19? This could be someone living in your home (%)

Yes No Not sure Prefer not to say



This snapshot shows the % of people who have missed or delayed their vaccinations due to COVID-19. Survey was taken between June 3rd and June 9th.

7%



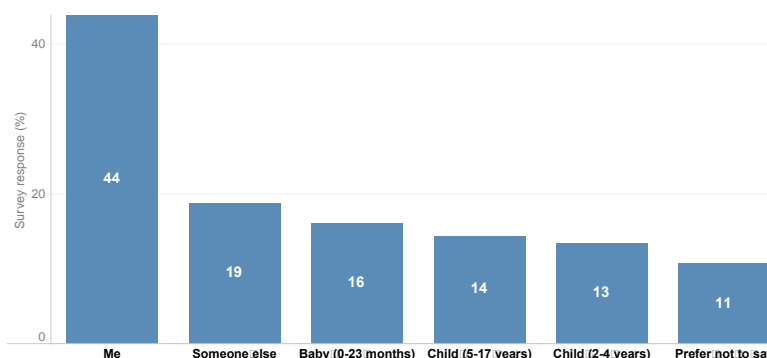
have missed or delayed getting their vaccinations

44%



Of those who missed or delayed their vaccinations were the respondents themselves

Who in your household delayed or missed getting vaccinated because of COVID-19? (%)

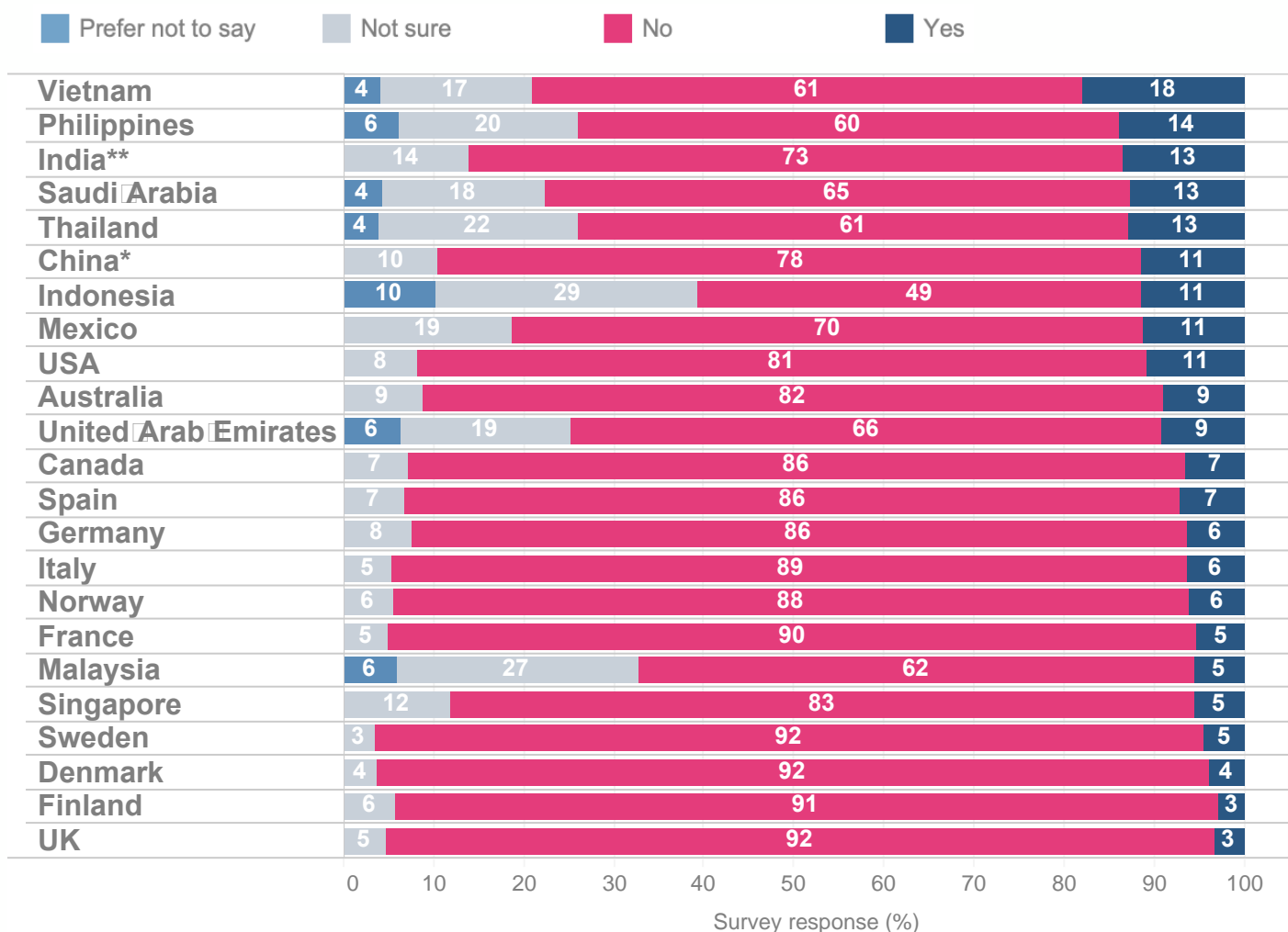


How do vaccination rates in Canada compare with other countries?

This graph shows the comparison of Canada with other countries in vaccination rates

Fewer respondents in *Canada* missed their vaccinations due to COVID-19 compared with the USA and Mexico

Has anyone in your household delayed or missed getting any vaccines because of COVID-19? This could be someone living in your home. Response by country (%)



*China is representative of the online population. **India is representative of the urban online population.

Compare your data with that of 29 other countries on

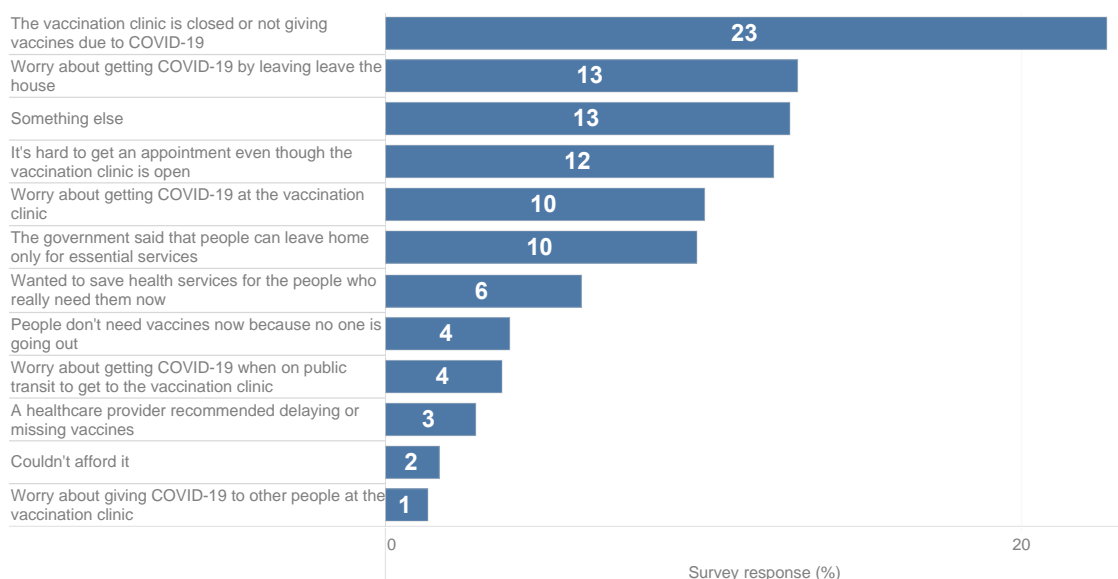
coviddatahub.com

Why have people in Canada missed or delayed getting vaccinated?

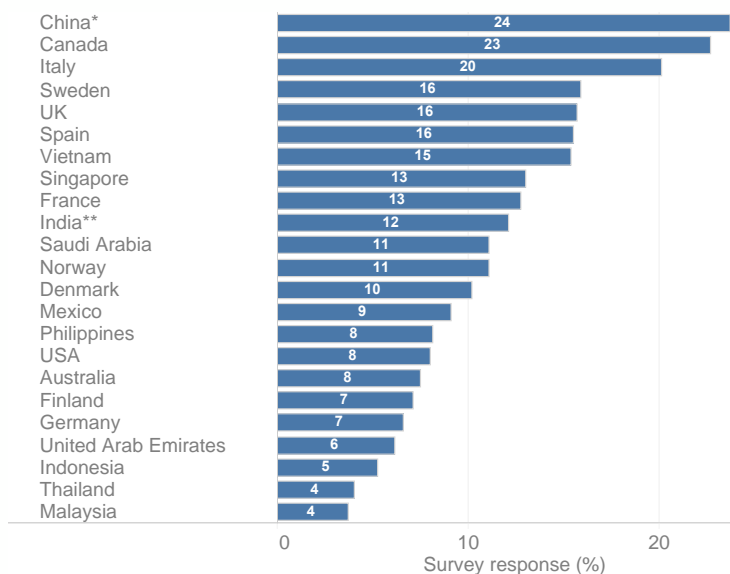
These graphs show the comparison of Canada with other countries in reasons why vaccinations are delayed or missed

The most common reason for missing or delaying getting vaccinated was due to closure of vaccination clinics or the clinics not giving vaccines due to COVID-19

What is the main reason that COVID-19 made you or someone in your household delay or miss getting vaccinated? (%)



What is the main reason that COVID-19 made you or someone in your household delay or miss getting vaccinated? Respondents who answered 'The vaccination clinic is closed or not giving vaccines due to COVID-19' (%)



*Respondents in **Canada** are among the top three countries to report closure of vaccination clinics or clinics not giving vaccines due to COVID-19 as a reason for missing or delaying getting vaccinated*

*China is representative of the online population. **India is representative of the urban online population.

Compare your data with that of 29 other countries on

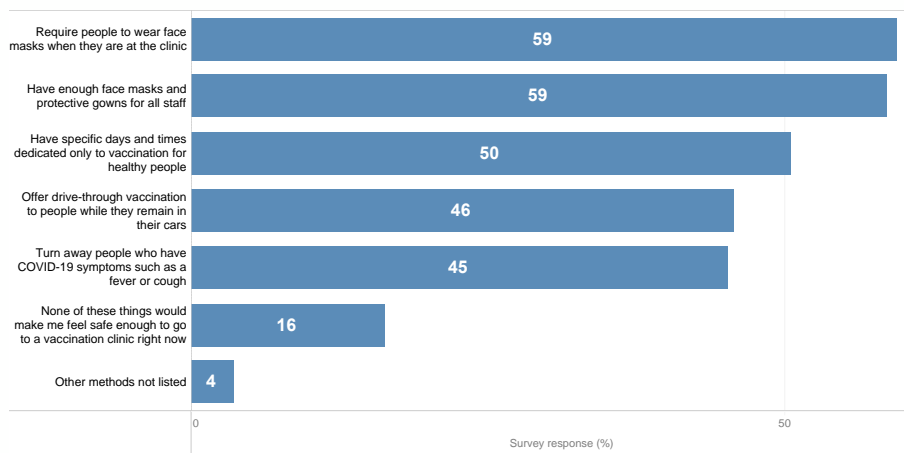
coviddatahub.com

What would make people in Canada feel safe getting their vaccinations?

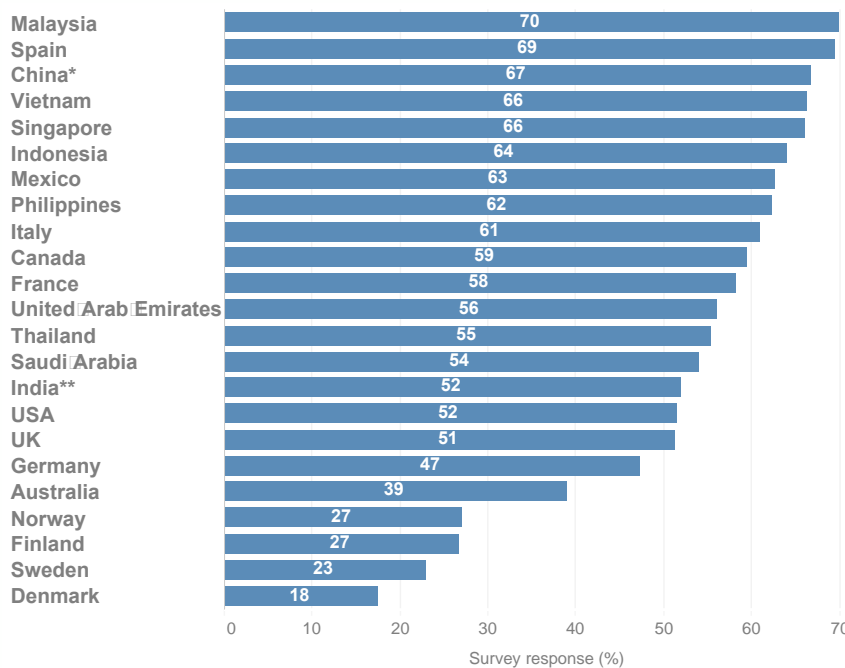
These graphs indicate actions that would make people feel safe getting their vaccinations in Canada and how it compares to other countries

*Respondents in **Canada** would feel safer getting their vaccinations at the clinic if face masks were mandatory and if there were enough protective equipment for all staff*

What should vaccination clinics do to help your household feel safe getting vaccinated during this time?



What should vaccination clinics do to help your household feel safe getting vaccinated during this time? Respondents that answered 'Require people to wear face masks when they are at the clinic' (%)



*Respondents in **Canada** are more likely than respondents in the USA to feel safe if the vaccination clinics require people to wear face masks*

*China is representative of the online population. **India is representative of the urban online population.

Compare your data with that of 29 other countries on

coviddatahub.com

About this report

Led by Imperial College London's
Institute of Global Health Innovation
(IGHI) and YouGov

**Imperial College
London**

**Institute of
Global Health Innovation**

- ▶ Professor the Lord Ara Darzi of Denham
Co-Director, IGHI
- ▶ Dr David Nabarro
Co-Director, IGHI
Special Envoy of WHO Director General on COVID-19
- ▶ Melanie Leis
Director, Big Data and Analytical Unit (BDAU), IGHI
- ▶ Sarah P. Jones
Faculty of Medicine,
Department of Surgery &
Cancer Research Postgraduate
- ▶ Gianluca Fontana
Operations Director
and Senior Policy Fellow, IGHI
- ▶ Dr Roberto Fernandez Crespo
Analytics Fellow, BDAU
- ▶ Dr Hutan Ashrafian
Scientific Advisor, IGHI
- ▶ Dr Manar Shafat
Contributor, BDAU

Research contributors



Professor John F. Helliwell
Co-editor, World Happiness Report

Vancouver School of Economics at the
University of British Columbia, Research
Associate of the NBER and Distinguished
Fellow of the Canadian Institute for
Advanced Research

Professor Jeffrey D. Sachs
Co-editor, World Happiness Report

Director of the Center for Sustainable
Development at Columbia University
Director of the UN Sustainable
Development Solutions Network and SDG
Advocate under Secretary-General António
Guterres



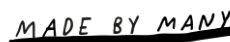
Professor the Lord Richard Layard
Co-editor, World Happiness Report

Founder-Director of the Centre for
Economics Performance at the London
School of Economics
Co-founder of Action for Happiness

Professor Jan-Emmanuel De Neve
Co-editor, World Happiness Report

Director of the Wellbeing Research Centre
at University of Oxford
KSI Fellow and Vice-Principal of Harris
Manchester College

Realised by



Contributors to the Imperial College
London - YouGov survey include: Professor
Helen Ward, Dr. Christina J. Atchinson, Dr.
Benjamin C. Lambert, and Gavin Ellison

The Imperial College London - YouGov
team wishes to express their grateful
support to Stephan Shakespeare, Marcus
Roberts, Alex MacIntosh, Chris Curtis, Eir
Nolsoe, Sharon Pacolor, Lenny Naar, Alice
Blencowe, Steve Adams from Visual DJ Ltd.
and volunteers from Made by Many:
Rebecca Foy, Anna Pagan, Gareth Cozens,
Callum Jefferies, Neethu Mathew, Micha
Nicheva, Kristof Goossens

Supporters



This research is made possible by
generous support for the public good
from YouGov Plc.

The Imperial College London - YouGov
team gratefully acknowledges the kind
support of Edelman Intelligence for their
global social listening contribution

Question for the research team? Get in touch [here](#)

Press enquiry? Contact Dr. Justine Alford at j.alford@imperial.ac.uk

For more behavioural data on a global level, visit coviddatahub.com to explore our interactive charts

The [CovidDataHub.com](https://coviddatahub.com) project is a joint collaboration between the Institute of Global Health Innovation (IGHI) at Imperial College London and YouGov Plc to gather global insights on people's behaviors and life satisfaction in response to COVID-19. The research covers 29 countries and surveys are conducted on a regular basis since the first week of April.

This report is designed to provide insights on how different populations are responding to the pandemic, helping public health bodies in their efforts to limit the impact of the disease. Anonymized respondent level data is generously made available for all public health and academic institutions globally by YouGov Plc at our [GitHub site](#).

In collaboration with