


Downloading IEA Datasets via WDS (Quick guide)

Navigate to [IEA Datasets](#) and select the data sets you would like to access and click on **Access on WDS**.

You have access to this product through your institution/company's licence (IP recognition) - Access will expire on 14 May 2025

Access on WDS 

Free data sets are preceded with orange folder icons; paying data sets you have subscribed to are marked with a star.

Note that *Emissions Factors* and *Monthly Gas Data Service* are not included in the ISP.



There are **2 ways to access the data on the WDS portal**:

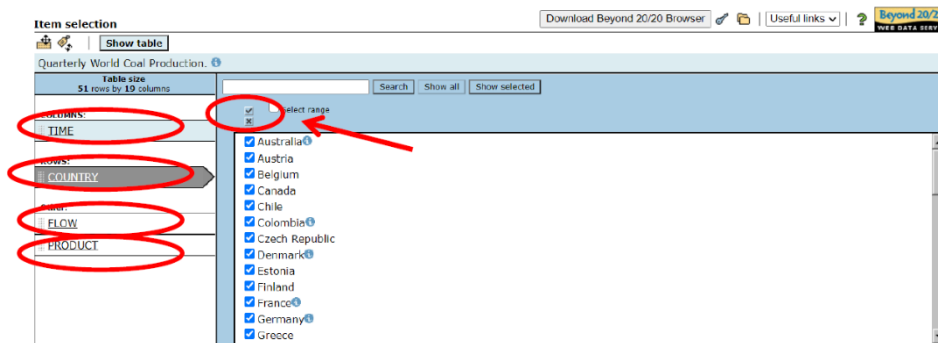
- 1. Show Table (online)** - view online and just download the data points you are interested in 1
- 2. Download full databases (and work offline)** 3

1. Show Table (online)- view online and just download the data points you are interested in

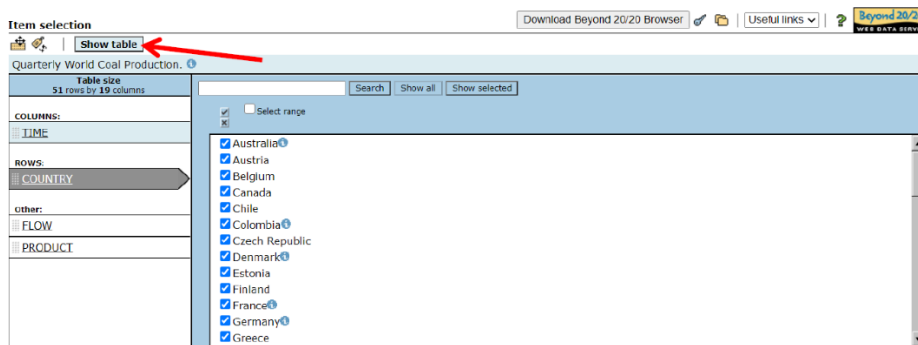
- Click on the database in the left column to see the corresponding data sets on the right.
- Then click on the required data set (see below):



- Then select each of the dimensions and the elements you need:



- Once you have selected the data you need, click on **Show Table**:



- When you have the table, you can arrange it as you wish:



Quarterly World Coal Production

TIME	1Q2016	2Q2016	3Q2016	4Q2016	1Q2017	2Q2017	3Q2017	4Q2017	1Q2018	2Q2018	3Q2018	4Q2018	1Q2019	2Q2019	3Q2019	4Q2019	1Q2020	2Q2020
Australia	106,912	109,812	109,812	109,812	109,812	109,812	109,812	109,812	109,812	109,812	109,812	109,812	109,812	109,812	109,812	109,812	109,812	109,812
Canada	294	15,157	15,226	15,056	12,669	13,271	12,504	13,664	11,930	12,791	13,206	13,492	12,318	12,475	12,393	8,932	7,952	
Chile	617	682	548	662	456	525	782	613	593	612	439	435	421	375	376	457	449	
Colombia	1080	23,443	22,438	23,156	22,572	22,568	22,253	21,528	20,008	20,521	22,227	20,977	18,898	20,464	20,005	19,456	9,743	
Czechia	633	1,642	1,667	1,595	1,129	1,223	1,653	1,142	1,002	1,136	1,282	737	846	913	936	627	366	
Denmark	0	0	0	0	0	0	0	0	0	0	0	0	0	0	0	0	0	0
Estonia	0	0	0	0	0	0	0	0	0	0	0	0	0	0	0	0	0	0
Finland	0	0	0	0	0	0	0	0	0	0	0	0	0	0	0	0	0	0
France	0	0	0	0	0	0	0	0	0	0	0	0	0	0	0	0	0	0
Germany	1,368	1,220	882	608	1,208	997	970	661	960	942	511	348	0	0	0	0	0	0

Once you have the table arranged as you want, you can download into excel or another format:



Download Beyond 20/20 Browser

COUNTRY	1Q2016	2Q2016	3Q2016	4Q2016	1Q2017	2Q2017	3Q2017	4Q2017	1Q2018	2Q2018	3Q2018	4Q2018	1Q2019	2Q2019	3Q2019	4Q2019	1Q2020	2Q2020
Unaffiliated	106,479	109,313	114,453	114,283	109,042	105,574	111,396	110,030	109,608	118,868	111,263	117,567	111,770	119,854	114,801	116,082	107,110	113,275
Australia	0	0	0	0	0	0	0	0	0	0	0	0	0	0	0	0	0	0
Belgium	37	37	37	16	16	38	29	38	35	35	35	34	28	41	41	44	113	24
Canada	294	12,830	12,897	13,251	12,858	13,469	12,690	12,606	11,006	11,800	12,183	11,988	10,945	11,085	11,013	9,597	8,901	8,915
Chile	617	682	548	662	456	525	782	613	593	612	439	386	374	333	334	469	0	2
Colombia	1080	23,443	22,438	23,156	22,572	22,568	22,253	21,528	20,008	20,521	22,227	22,021	19,839	21,482	21,001	19,653	9,842	11,064
Czechia	633	1,642	1,667	1,595	1,129	1,223	1,653	1,142	1,002	1,136	1,282	764	873	940	963	628	384	268
Denmark	0	0	0	0	0	0	0	0	0	0	0	0	0	0	0	0	0	0
Estonia	0	0	0	0	0	0	0	0	0	0	0	0	0	0	0	0	0	0
Finland	0	0	0	0	0	0	0	0	0	0	0	0	0	0	0	0	0	0

2. Download full databases (and work offline)

Step 1: Download and install the Beyond 20/20 browser software onto your computer.

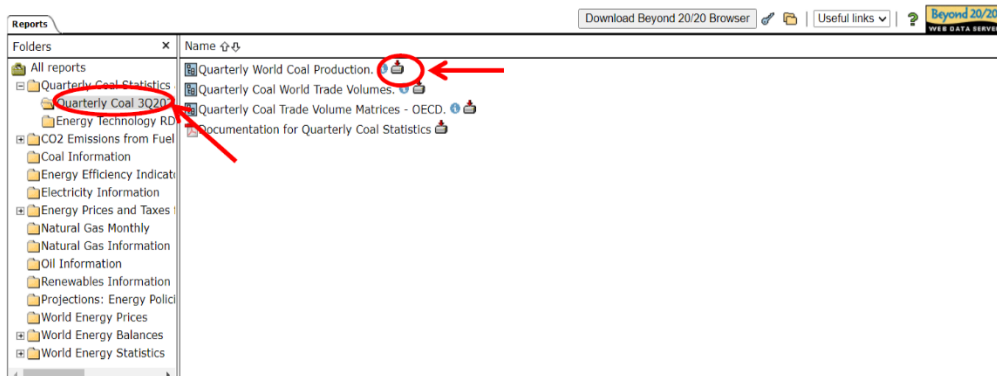
You should download it directly from the website before trying to access the data for the first time. To download, click on the button "Download Beyond 20/20 Browser" in the upper right-hand corner of the screen:

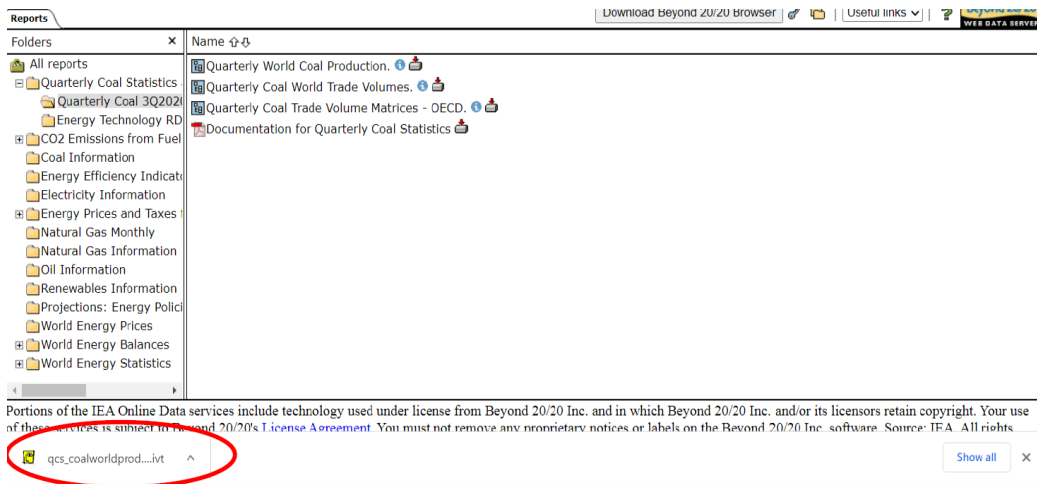


Step 2: Download the data files in .IVT format.

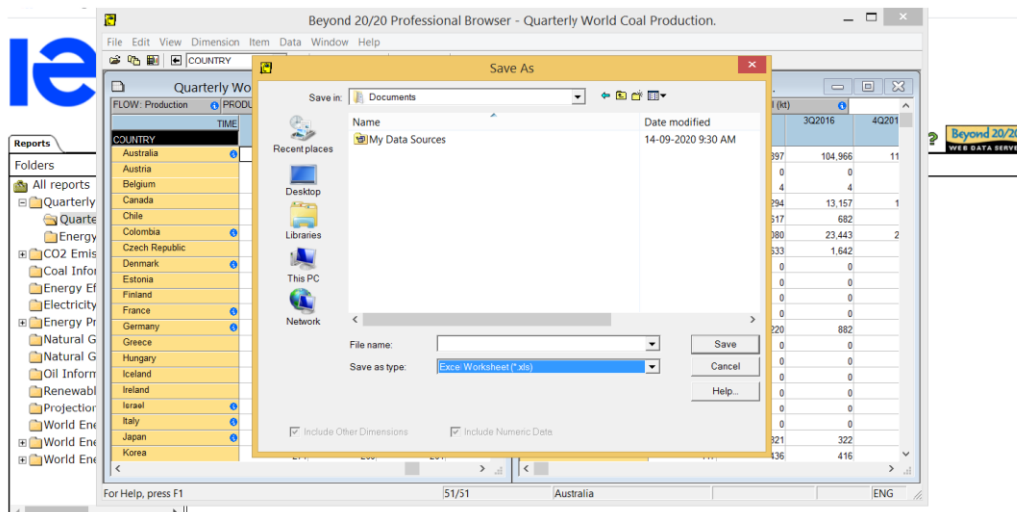
Highlight the folder in the left-hand column. There should be a gold star on the folder icon showing that you have access to that on-line data service.

To download individual data files, click on the little box with the red arrow to the right of each data file in the right-hand column. All the files should be downloaded into the same directory for ease of use. Documentation can also be downloaded in PDF format.





Once you have downloaded the IVTs you can save as Excel, CSV, TXT etc. by clicking on File, Save As...



Step 3: Once the software and data files are downloaded, you no longer need to use the internet. Open the data files using the software and work off-line.